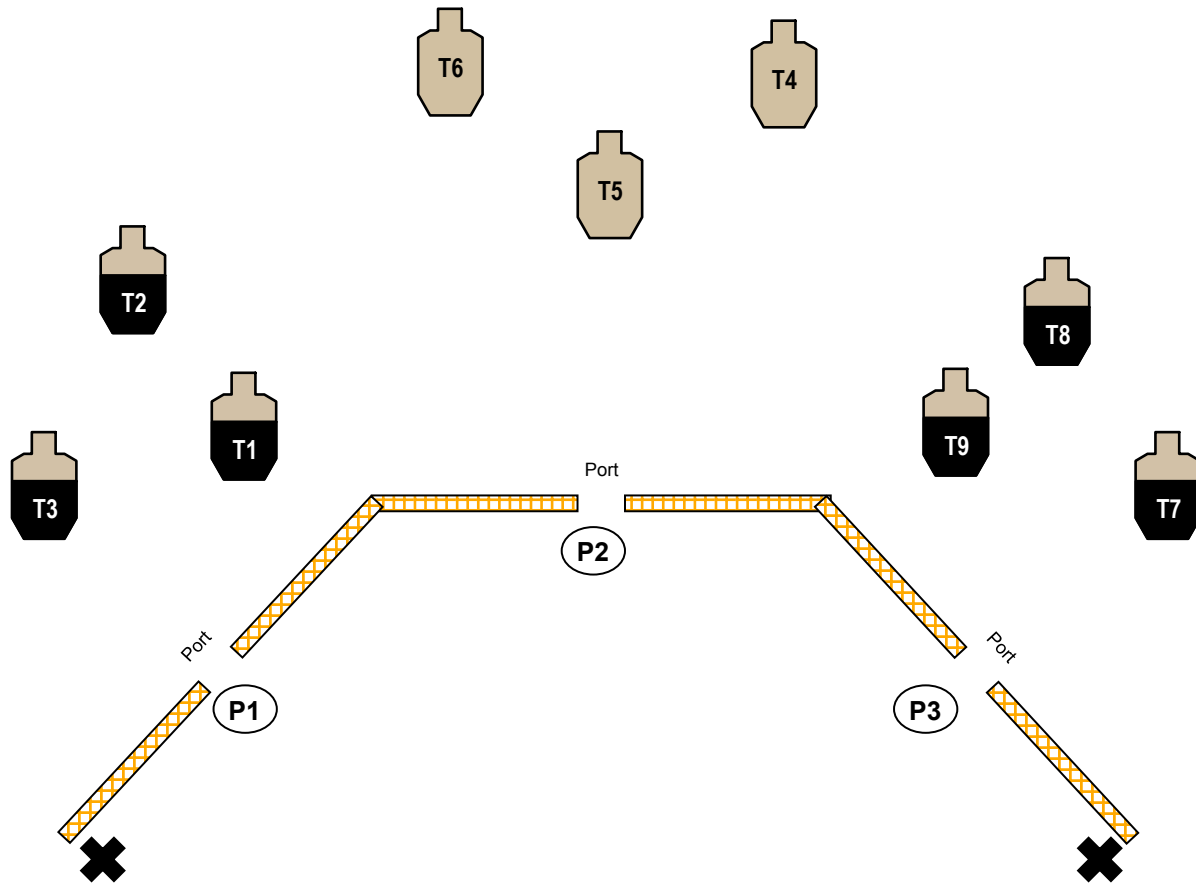




Tri-County Sportsman's League IDPA Scenario
 Defend the Stronghold

Stage #01
 April 28, 2012
 BAY 1

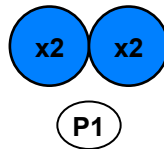
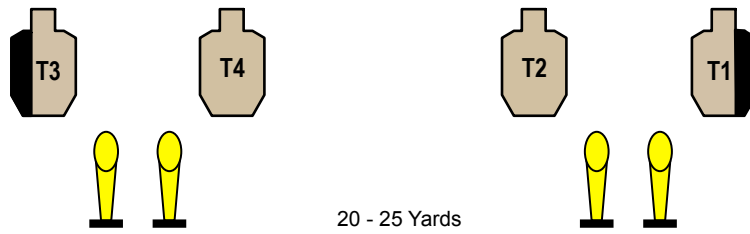


Concealment:	Yes	Pistol:	Holstered	Scoring:	Vickers
Style:	Freestyle	Reload:	IDPA approved	Min. Rounds:	18
Start:	Standing on 'X', hands at side. Shooter may start from either corner				
At Signal:	From P1, P2 and P3 engage T1 – T9 with 2 shots each. Ports are considered cover and targets may be engaged in any order through ports.				
**Notes:					



Tri-County Sportsman's League IDPA Scenario
Going the Distance

Stage #02
April 28, 2012
BAY 1

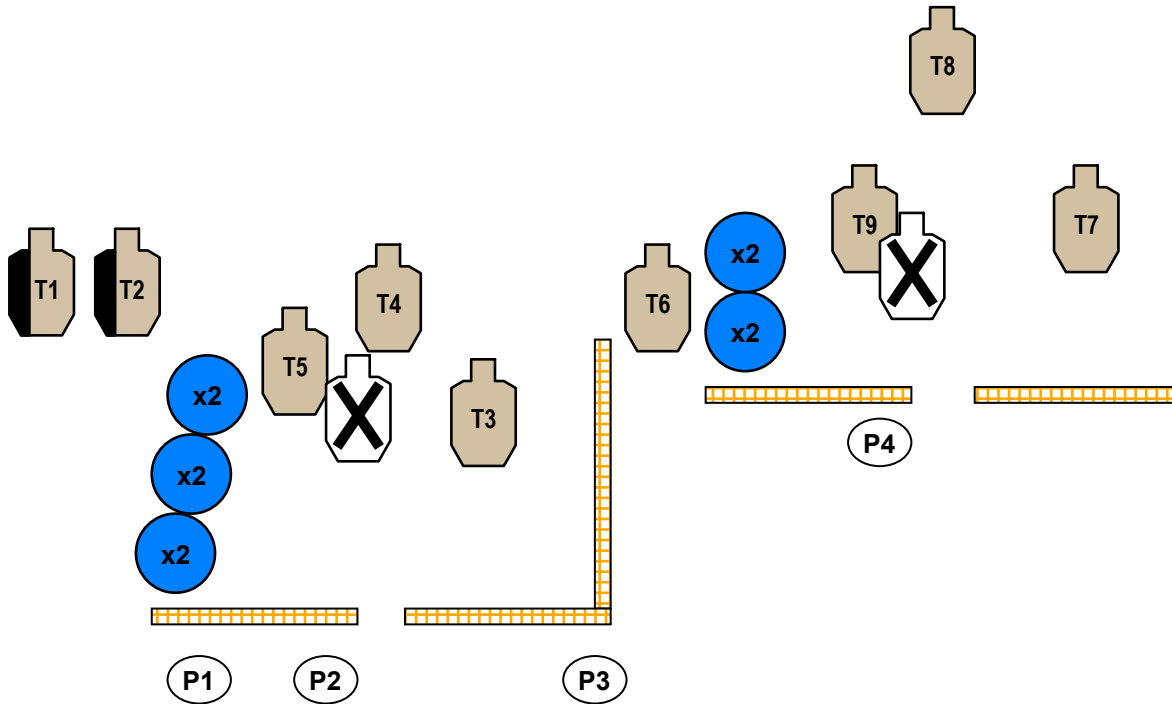


Concealment:	Yes	Pistol:	Holstered	Scoring:	Vickers
Style:	Freestyle	Reload:	IDPA approved	Min. Rounds:	12
Start:	Standing at P1, hands at sides				
At Signal:	Engage T1 – T2 with 2 shots each and PP1 – PP2 in tactical priority from the RIGHT side of the barrel Engage T3 – T4 with 2 shots each and PP3 – PP4 in tactical priority from the LEFT side of the barrel				
**Notes:	Shooter may start on the left or right side. Steel must fall to score				



Tri-County Sportsman's League IDPA Scenario
Going Across

Stage #03
April 28, 2012
BAY 2

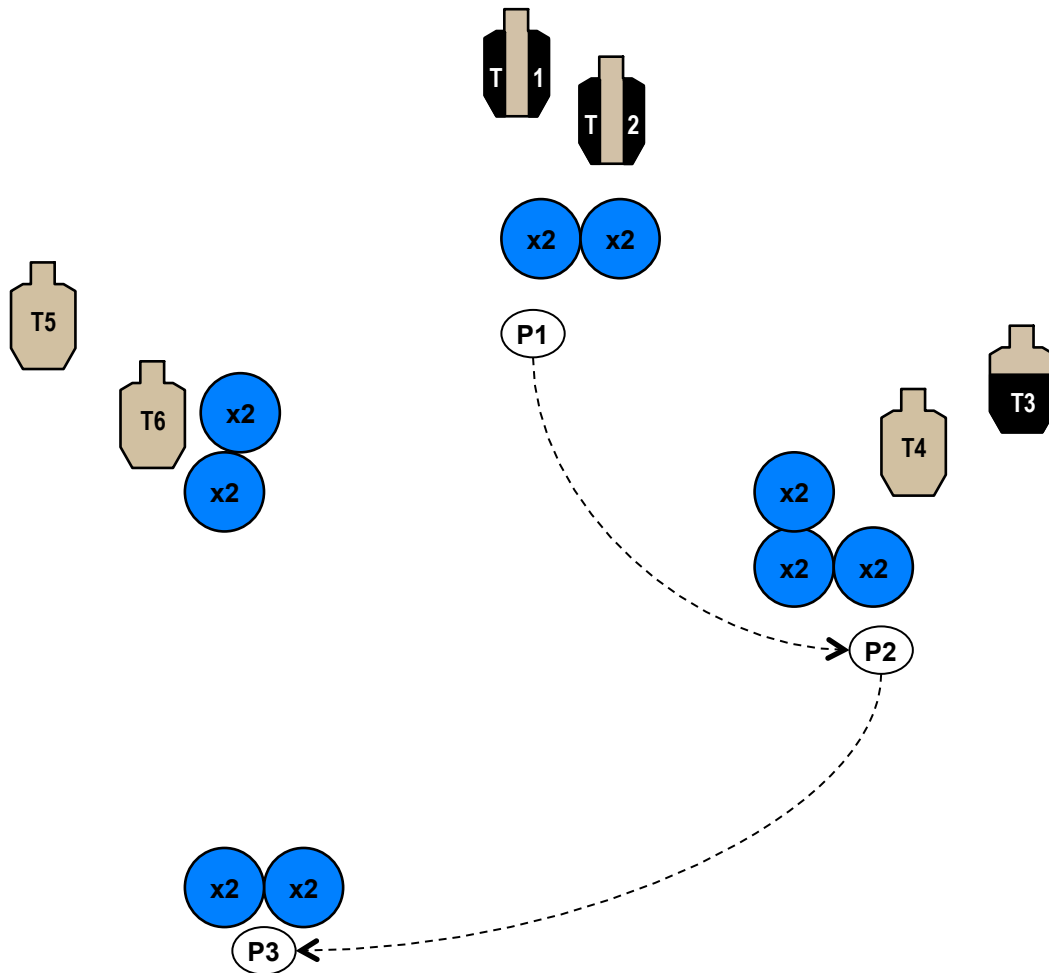


Concealment:	Yes	Pistol:	Holstered	Scoring:	Vickers
Style:	Freestyle	Reload:	IDPA approved	Min. Rounds:	18
Start:	Standing at P1, hands at side				
At Signal:	Engage T1 – T9 with 2 shots each as they become visible				
**Notes:					



Tri-County Sportsman's League IDPA Scenario
Back it up

Stage #04
April 28, 2012
BAY 2



Concealment:	Yes	Pistol:	Holstered	Scoring:	Vickers
Style:	Freestyle	Reload:	IDPA approved	Min. Rounds:	12
Start:	Standing at P1, Hands at sides				
At Signal:	From P1 Engage T1 – T2 with 2 shots each in tactical priority From P2 Engage T3 – T4 with 2 shots each in tactical priority From P3 Engage T5 – T6 with 2 shots each in tactical priority				
**Notes:	Cover areas are at the shooting positions only; not while moving between them				



Tri-County Sportsman's League IDPA Scenario
Blind Man

Stage #05
April 28, 2012
BAY 3

?



P1

P1

Concealment:	Yes	Pistol:	Holstered	Scoring:	Vickers
Style:	Freestyle	Reload:	IDPA approved	Min. Rounds:	16
Start:	At P1, facing downrange, hands at side.				
At Signal:	Enter doorway and engage 8 targets with 2 shots each in tactical priority, using cover and legal IDPA reloads.				
**Notes:					



Tri-County Sportsman's League IDPA Scenario
When Seconds Count

Stage #06
April 28, 2012
BAY 3



7 yards



Concealment:	Yes	Pistol:	Holstered	Scoring:	Vickers
Style:	Freestyle	Reload:	IDPA approved	Min. Rounds:	6
Start:	String 1: Pistol is UNLOADED and holstered. Hands at surrender. String 2: Pistol is LOADED and holstered. Hands at surrender.				
At Signal:	Engage T1 with 2 shots to the body and 1 to the head.				
**Notes:	Shooter does not have to top off ammo between strings but may if they wish				