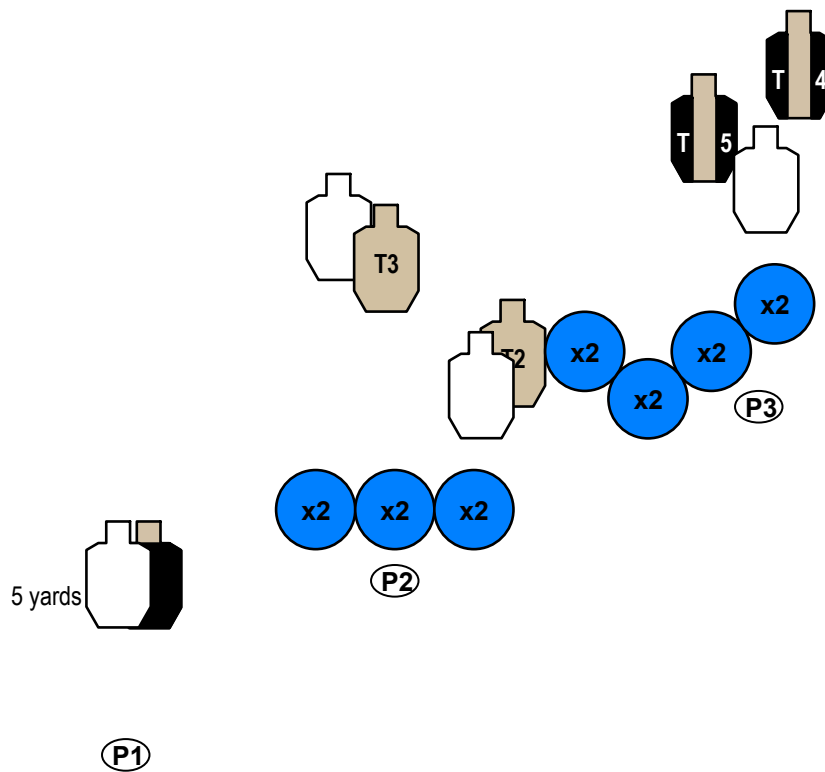




Tri-County Sportsman's League IDPA Scenario Situational Awareness

Stage 01
Bay 1
22 October 2011

You are at the park when thugs show up and start taking hostages. Go and save the day.



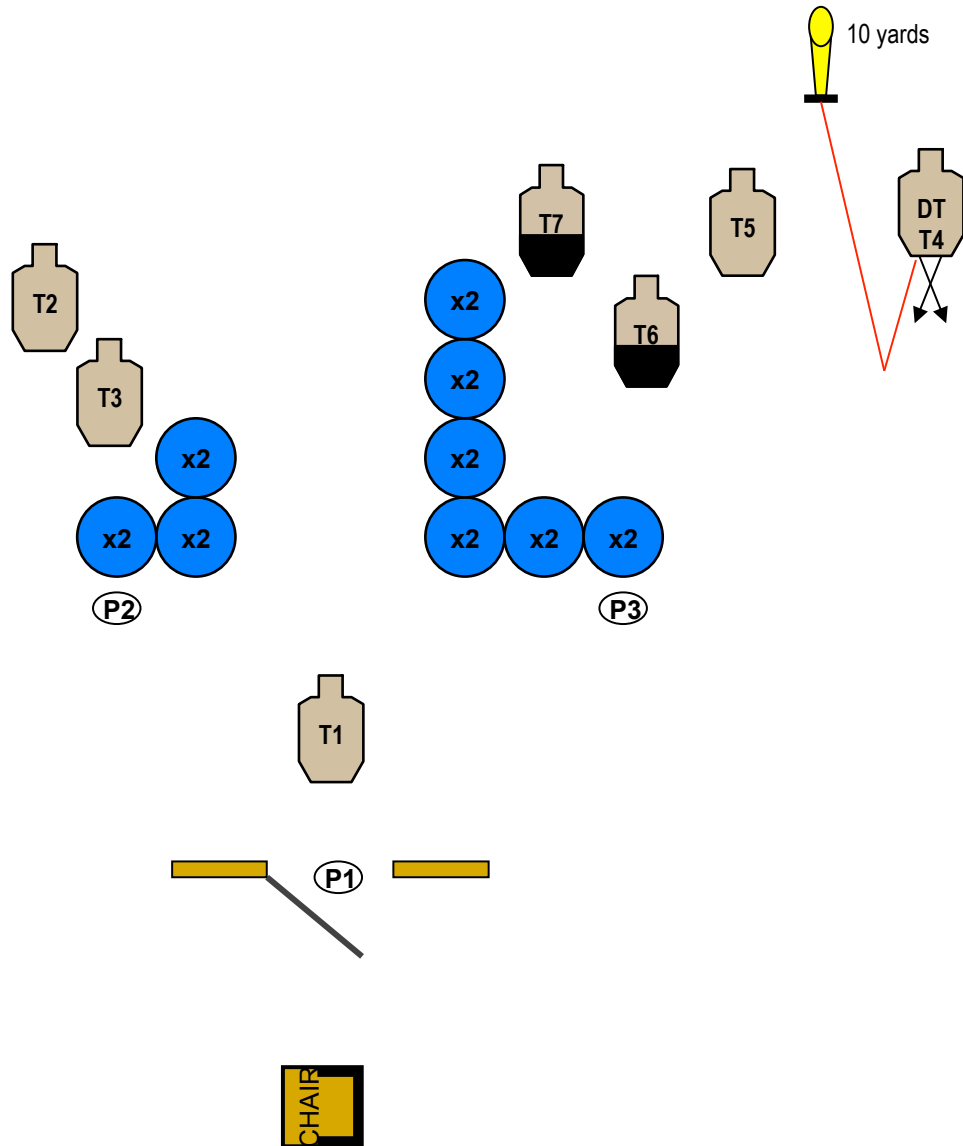
Concealment:	Yes	Pistol:	Holstered	Scoring:	Vickers
Style:	Freestyle	Reload:	IDPA approved	Min. Rounds:	10
Start:	Standing at P1, hands above shoulders in surrender position				
At Signal:	Draw and engage T1 with 2 rounds while standing at P1. Move to P2 and engage T2-T3 with 2 rounds each. Move to P3 and engage T4-T5 with 2 rounds each.				
**Notes:					



Tri-County Sportsman's League IDPA Scenario Uninvited Guests

Stage 02
Bay 1
22 October 2011

You're sitting at home watching 3 Gun Nation when you're interrupted by a knock at the door...



Concealment:	Optional	Pistol:	Holstered	Scoring:	Vickers
Style:	Freestyle	Reload:	IDPA approved	Min. Rounds:	15
Start:	Seated in chair, back against the chair and both hands touching knees				
At Signal:	Move to P1, open door with strong hand, draw and engage T1 with 2 rounds from RETENTION Move to either P2 or P3 and engage T2-T7 with 2 rounds each				
**Notes:	1. Pistol is drawn AFTER opening the door at P1. Drawing before will incur a procedural 2. Cover is not used to engage T1 since it is from retention				

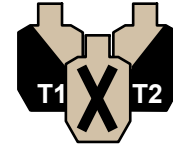


Tri-County Sportsman's League IDPA Scenario "If It Bleeds, We Can Kill It"

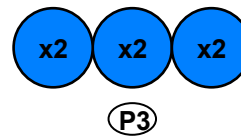
Stage 03
Bay 2
22 October 2011



Hard cover USP's
clamped so as not
fall.

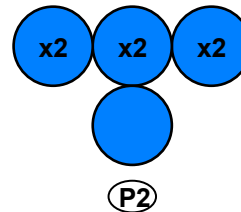


5 Yards



10
Yards

10 Yards



P1

Concealment:	Yes	Pistol:	Holstered	Scoring:	Vickers
Style:	Freestyle	Reload:	IDPA approved	Min. Rounds:	5
Start:	Seated in chair at P1, facing up range with hands on knees, firearm is unloaded				
At Signal:	Stand, turn, load firearm and engage USP1 until it falls. Advance to either P2 or P3 and engage T1-T2 with (2) rounds each.				
**Notes:	<ol style="list-style-type: none"> 1. Load all magazines with ONLY (5) rounds! 2. Competitor begins with one magazine on belt and the second magazine is placed on barrel at P2. 3. Competitor may not move between P2 and P3. 4. USP1 may only be engaged from P1. 				



Tri-County Sportsman's League IDPA Scenario Fundamentals, Accuracy and Speed Test

Stage 04
Bay 2
22 October 2011

Dave Sevigny holds the current record for this drill: 3.56 seconds.
Good luck!



7 yards



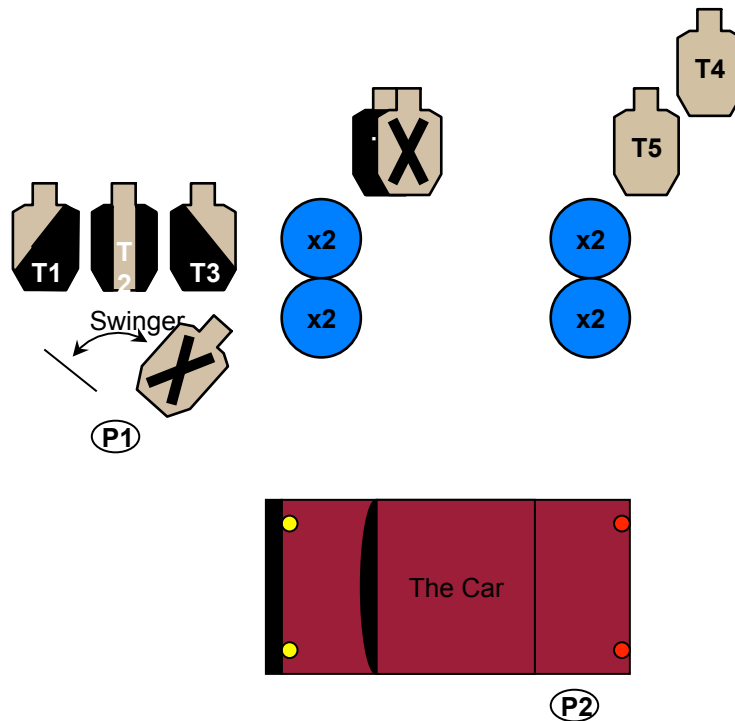
Limited Vickers

Concealment:	Yes	Pistol:	Holstered	Scoring:	Limited Vickers
Style:	Freestyle	Reload:	As noted	Min. Rounds:	6
Start:	Standing at P1, arms relaxed at sides.				
At Signal:	Engage T1 with (2) rounds to the head, perform a slide lock reload and re-engage T1 with (4) rounds to the body.				
**Notes:	1. First magazine is downloaded with only (2) rounds. 2. Second magazine is loaded to division capacity.				



Tri-County Sportsman's League IDPA Scenario
 "Come with Me If You Want to Live"

Stage 05
 Bay 2
 22 October 2011

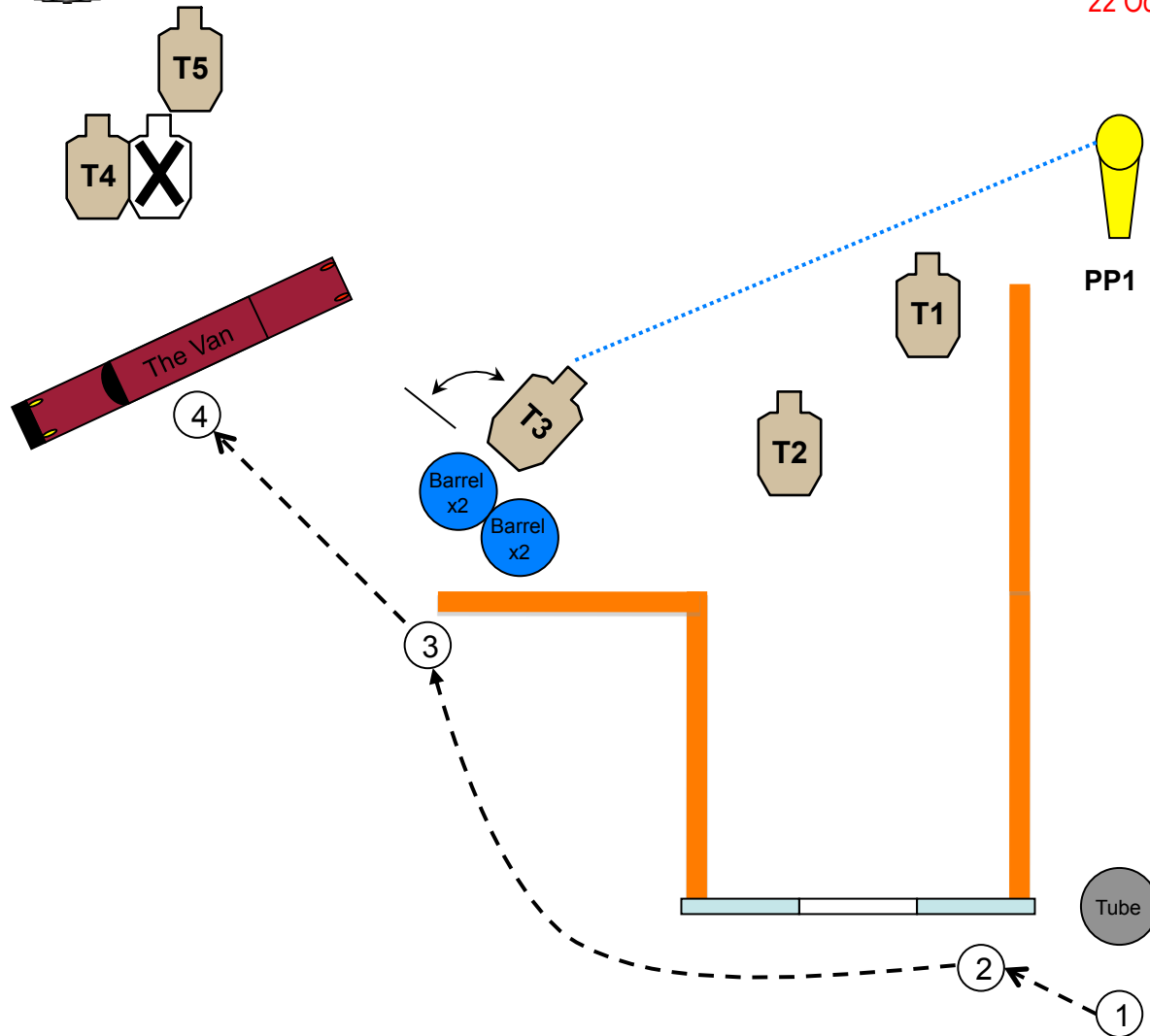


Concealment:	Yes	Pistol:	Holstered	Scoring:	Vickers
Style:	Freestyle	Reload:	IDPA approved	Min. Rounds:	12
Start:	Standing at P1, holding NT horizontal with strong hand				
At Signal:	Release NT, draw and engage T1-T3 with (2) rounds each, in any order, while retreating to P2. From P2, engage T4-T6 with (2) rounds each.				
**Notes:	1. NT must remain swinging after the competitor releases it. 2. Reloads may be performed and additional shots on T1-T3 may be taken at the front of the car.				



Tri-County Sportsman's League IDPA Scenario
Personal Protection Outside the Home

Stage 06
Bay 3
22 October 2011

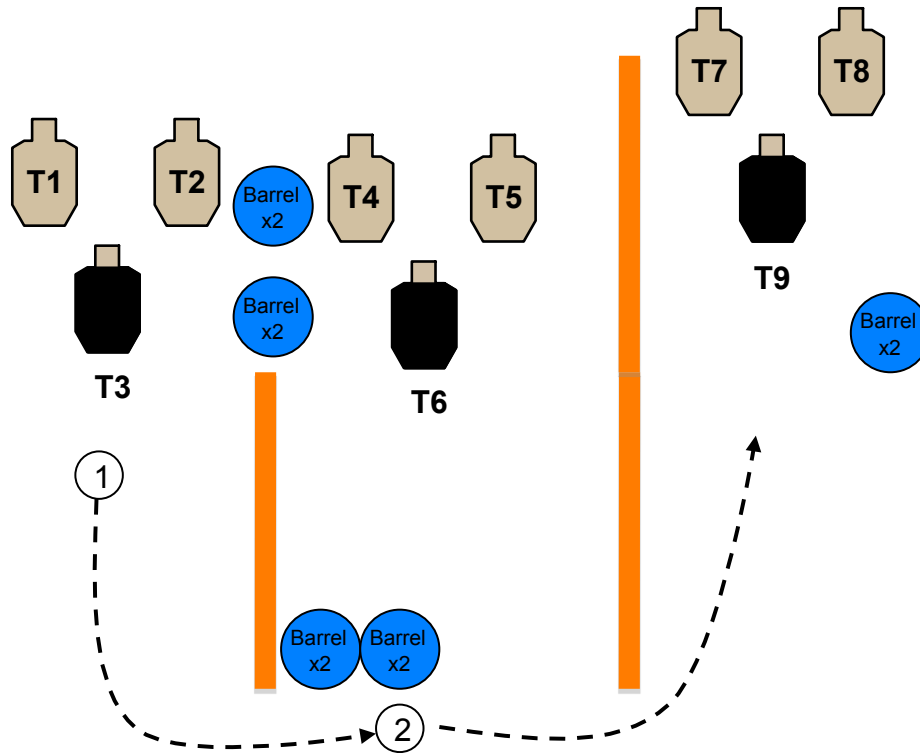


Concealment:	Yes	Scoring:	Vickers Count 11 scored shots
Pistol / Shotgun:	Shotgun with 1 round Pistol loaded to IDPA capacity, holstered. (OR) No shotgun. Pistol loaded with 1 round – holstered.		
Style:	Freestyle	Reload:	IDPA approved
Start Position:	Standing at P1, facing down range.		
Hands at:	Shotgun at Low Ready (OR) with No Shotgun – Hands at Side		
At signal:	Engage PP1 from P1 with 1 shot until it falls over. If using shotgun, drop empty shotgun in tube. If you miss PP1, then go to P2 and re-engage using cover P2. Engage T1 – T2 with 2 shots each in tactical priority from P2. Move to P3 and engage T3 with 2 shots. Move to P4, open van door and engage T4 and T5 with 2 shots each in any order.		
Notes:	All Reloads being / end behind cover.		



Tri-County Sportsman's League IDPA Scenario
Body Head Body

Stage 07
Bay 3
22 October 2011



Concealment:	Yes	Scoring:	Vickers Count
Pistol:	Pistol loaded to IDPA capacity, holstered.		15 scored shots
Style:	Freestyle	Reload:	IDPA approved
Start Position:	Standing at P1, facing down range.		
Hands at:	Side		
At signal:	Engage T1 – T3 in tactical priority WHILE MOVING to P2. Engage T4 – T6 in tactical priority from P2 using cover. Engage T7 – T9 WHILE MOVING towards targets.		
Notes:	<p>All open targets get 2 shots. All head shots only require 1 shot. All reloads begin / end behind cover. Cover is at P2 and barrels in front of T7-T9.</p>		