

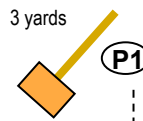
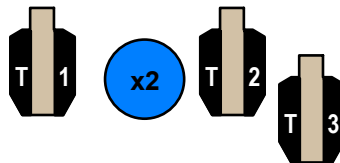


Tri-County Sportsman's League IDPA Scenario Snow Drifters

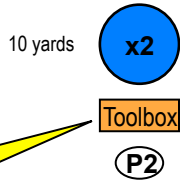
Stage #01

01-23-10

While shoveling snow you are attacked by some drifters.



Note #1:
Start with (6) rounds in the firearm.



Note #2:
Place spare ammo in the toolbox.

Concealment:	Yes	Pistol:	Holstered	Scoring:	Vickers
Style:	Freestyle	Reload:	IDPA approved	Min. Rounds:	9
Start:	Standing at P1, wearing gloves and holding snow shovel. Firearm is loaded with only (6) rounds.				
At Signal:	Drop shovel, remove gloves and engage T1-T3 in tactical sequence with (2) rounds each while retreating to P2. At P2, recharge firearm with ammo that was stored in the tool box and reengage T1-T3 with (1) headshot from either side of the barrel.				
**Notes:	<ol style="list-style-type: none"> 1. Begin stage loaded with (6) rounds in the firearm. 2. Place all spare ammo in the tool box. 3. All targets require a headshot to be neutralized. 4. Shooter may make up shots from P2. 				

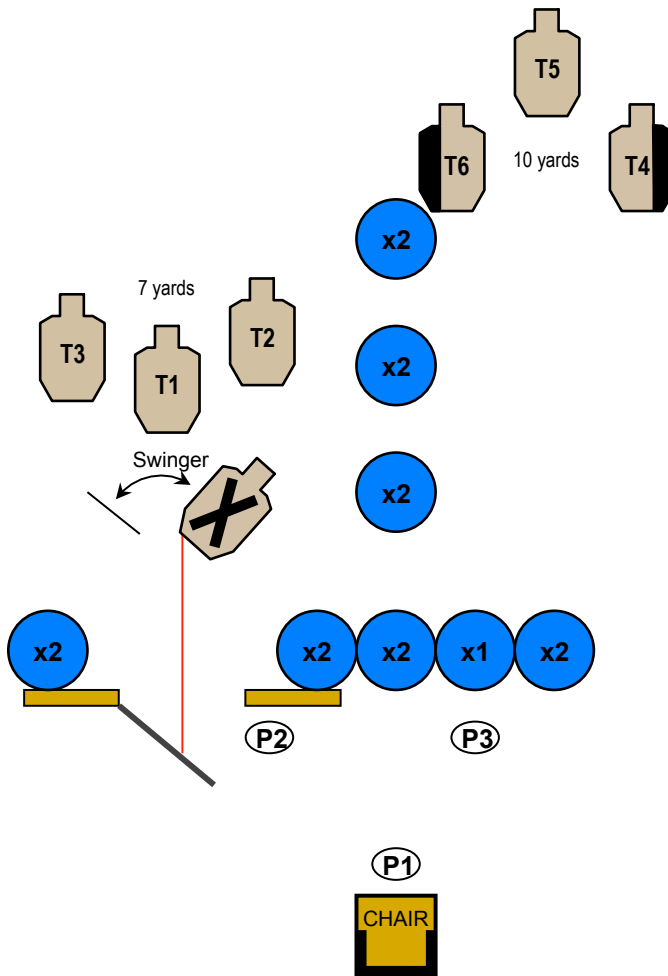


Tri-County Sportsman's League IDPA Scenario Caroling Surprise

Stage #02

01-23-10

Carolers attempt to invade your home on Christmas Eve!



Concealment:	Yes	Pistol:	Holstered	Scoring:	Vickers
Style:	Freestyle	Reload:	IDPA approved	Min. Rounds:	12
Start:	Seated at P1, back against the chair and both hands touching knees				
At Signal:	Move to either P2 or P3 and engage T1-T6 using cover.				
**Notes:	<ol style="list-style-type: none"> 1. Shooter must go to both positions. 2. Don't muzzle your hand while opening the door. 				

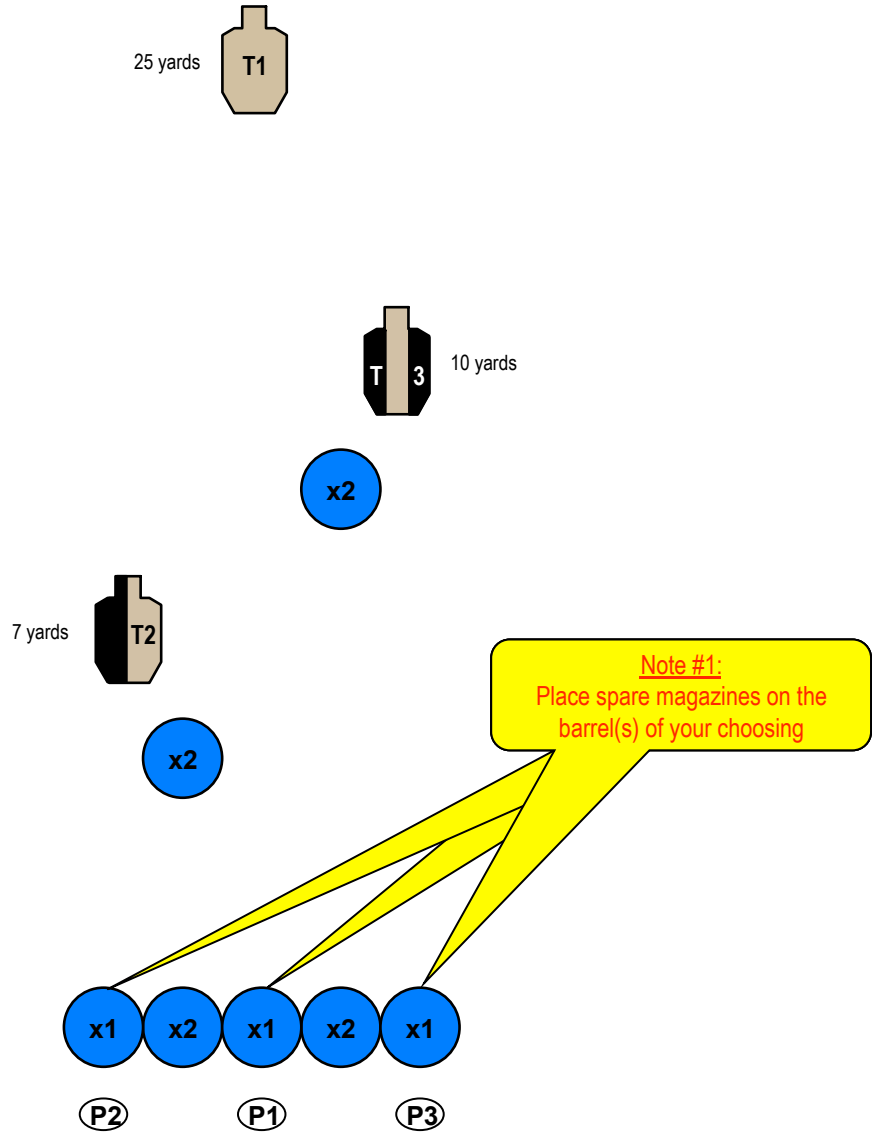


Tri-County Sportsman's League IDPA Scenario
Skill Drill #6.02214179 x 10²³

Stage #03

01-23-10

Yes, that's Avogadro's number. You do know what a mole is don't you?



Concealment:	Yes	Pistol:	Holstered	Scoring:	Limited Vickers
Style:	As noted	Reload:	IDPA approved	Min. Rounds:	18
Start:	Standing at P1 with hands relaxed at sides. Firearm is loaded with only (6) rounds.				
At Signal:	Using P1-P3 engage each target with (6) rounds: 1 target freestyle, 1 target strong hand, 1 target weak hand while reloading between each target.				
**Notes:	1. Each spare magazine is loaded with (6) rounds and placed on the barrel(s) of your choosing.				

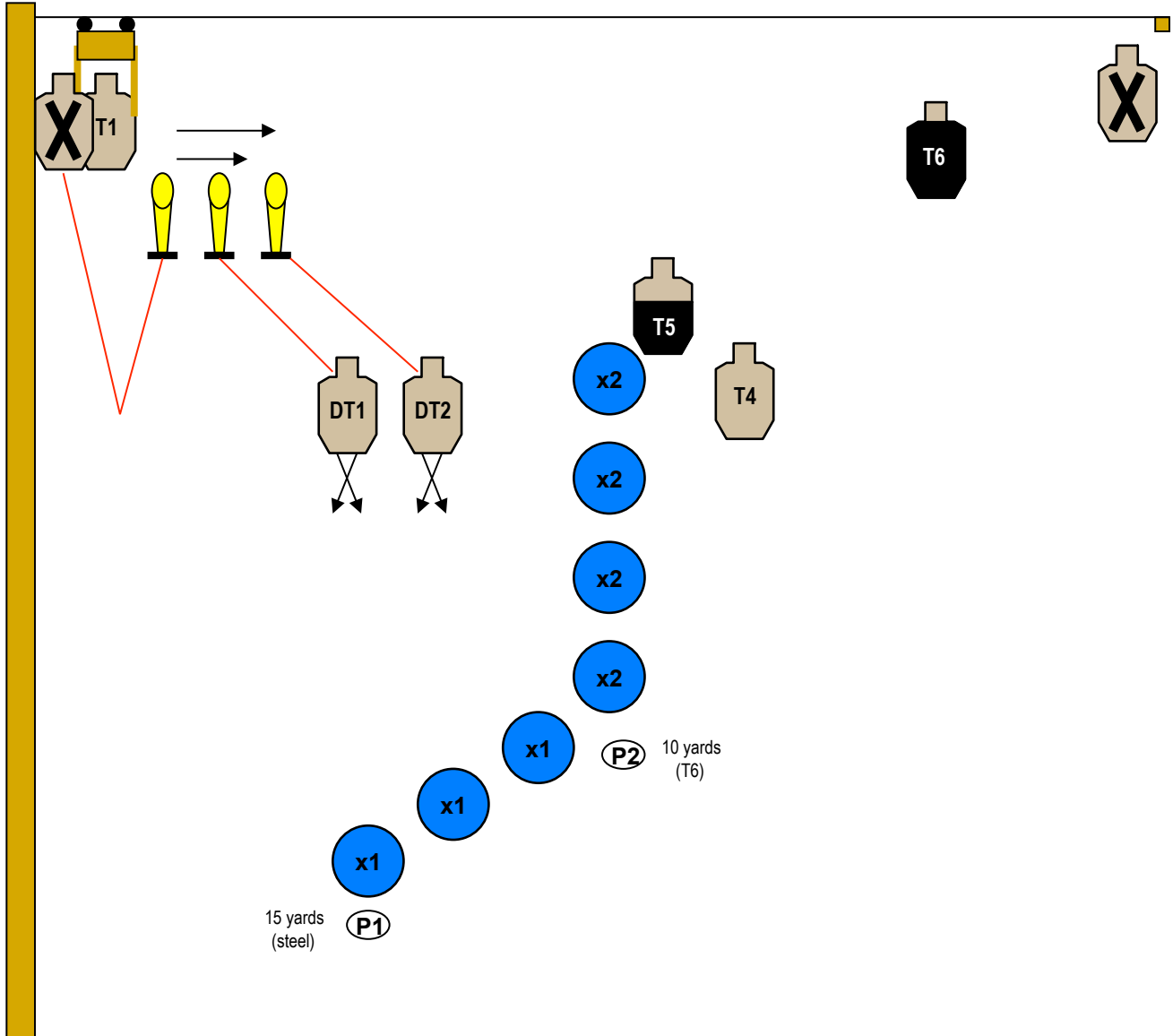


Tri-County Sportsman's League IDPA Scenario
Snowflakes, They're GRRRRRRREAT!

Stage #04

01-23-10

Insert silly story that no one reads here.



Concealment:	Yes	Pistol:	Holstered	Scoring:	Vickers
Style:	Freestyle	Reload:	IDPA approved	Min. Rounds:	15
Start:	Standing at P1 with hands relaxed at sides				
At Signal:	Engage steel and T1-T3 with (2) rounds in the order of your choosing. Threats may be engaged while stationary or while moving to P2. From P2, engage T4-T6 with (2) rounds each.				
**Notes:	1. Once T3 (mover) stops moving, it may not be reengaged from P2 even if it is visible.				

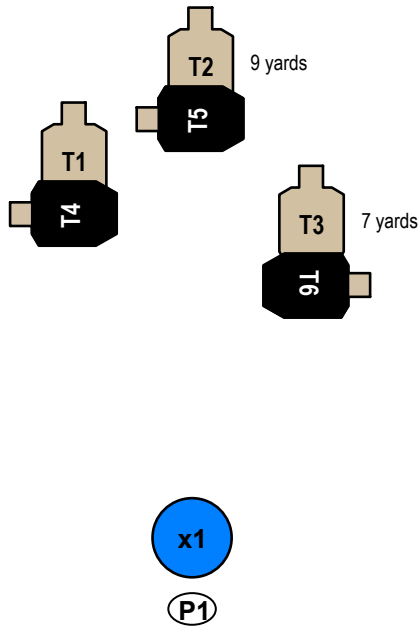


Tri-County Sportsman's League IDPA Scenario
They're Still Twitchin'

Stage #05

01-23-10

Shoot until the threat stops.



Concealment:	Yes	Pistol:	Holstered	Scoring:	Vickers
Style:	Freestyle	Reload:	IDPA approved	Min. Rounds:	12
Start:	Standing at P1, hands on top of barrel				
At Signal:	Engage T1-T3 (vertical targets) with (3) rounds each in tactical sequence. Kneel and engage T4-T6 (horizontal targets) with (1) headshot from either side of the barrel.				
**Notes:	.				

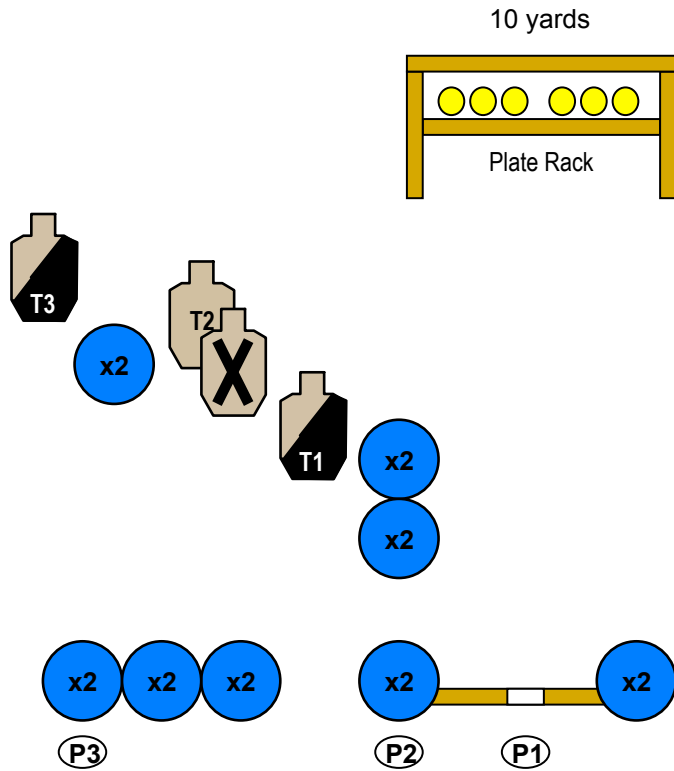


Tri-County Sportsman's League IDPA Scenario
I Got a Plate Rack For Christmas!

Stage #06

01-23-10

Santa brought you a plate rack and now bad guys are trying to steal it.



Concealment:	Yes	Pistol:	Holstered	Scoring:	Vickers
Style:	Freestyle	Reload:	IDPA approved	Min. Rounds:	12
Start:	Standing at P1, hands relaxed at sides				
At Signal:	Through the window, engage (6) plates in any order until they fall. Move to P2 and engage T1-T2 with (2) rounds each. Move to P3 and engage T3 with (2) rounds.				
**Notes:					