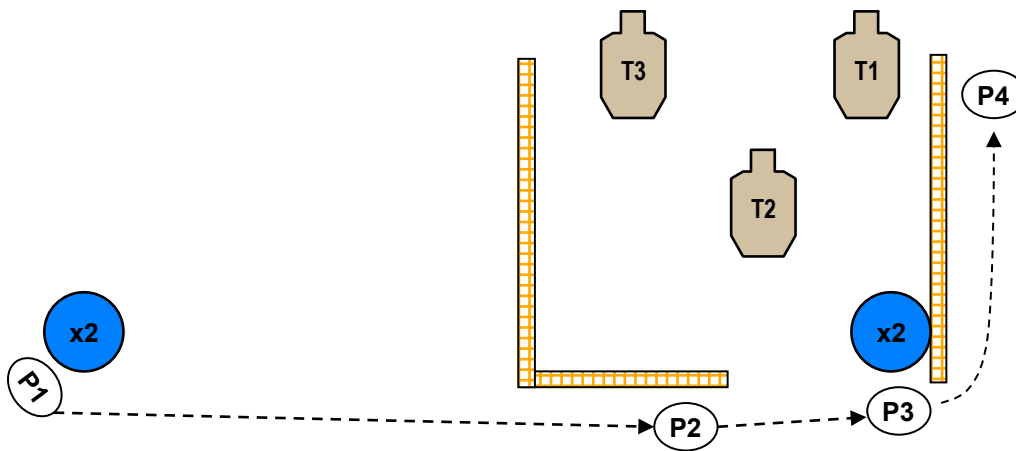
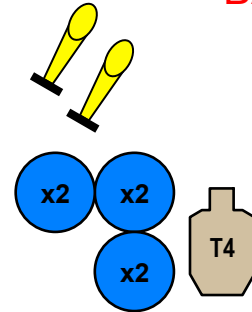
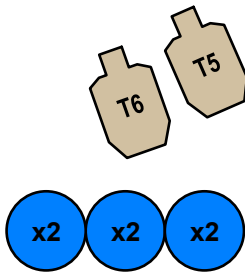




Tri-County Sportsman's League IDPA Scenario
2012 Indiana State Match

Fun stage from a major match

Stage #01
Apr 27, 2013
BAY 1



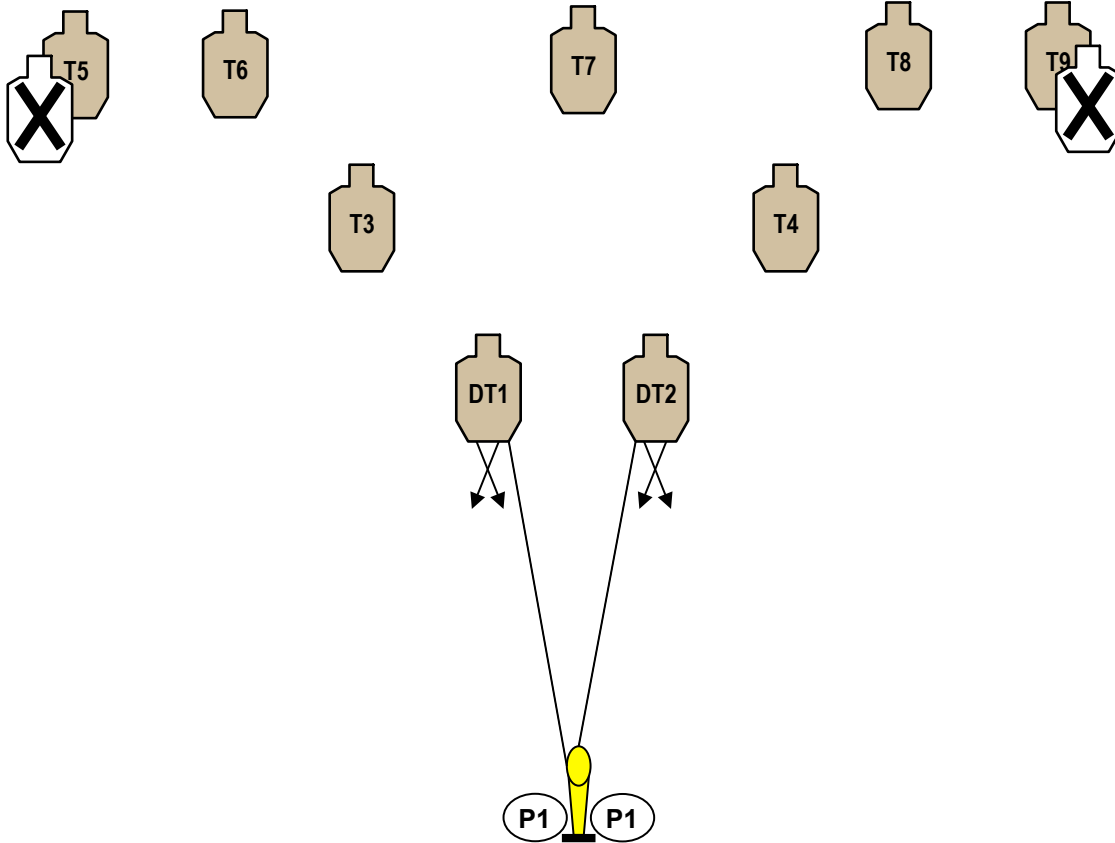
Concealment:	Yes	Pistol:	Loaded and holstered	Scoring:	Vickers
Style:	Freestyle	Reload:	IDPA Approved	Min. Rounds:	14
Start:	Standing at P1 hands relaxed at sides				
At Signal:	Engage PP1 – PP2 until they fall Move to P2 and engage T1 – T3 with 2 shots each in tactical priority Move to P3 and engage T4 with 2 shots using cover. Move to P4 to engage T5-T6 with 2 shots each in tactical priority				
**Notes:					



Tri-County Sportsman's League IDPA Scenario
 Gunfight in the Open

Stage #02
 Apr 27, 2013
 BAY 2

While standing in the park a gang approaches and decides to shoot it out with you old west style



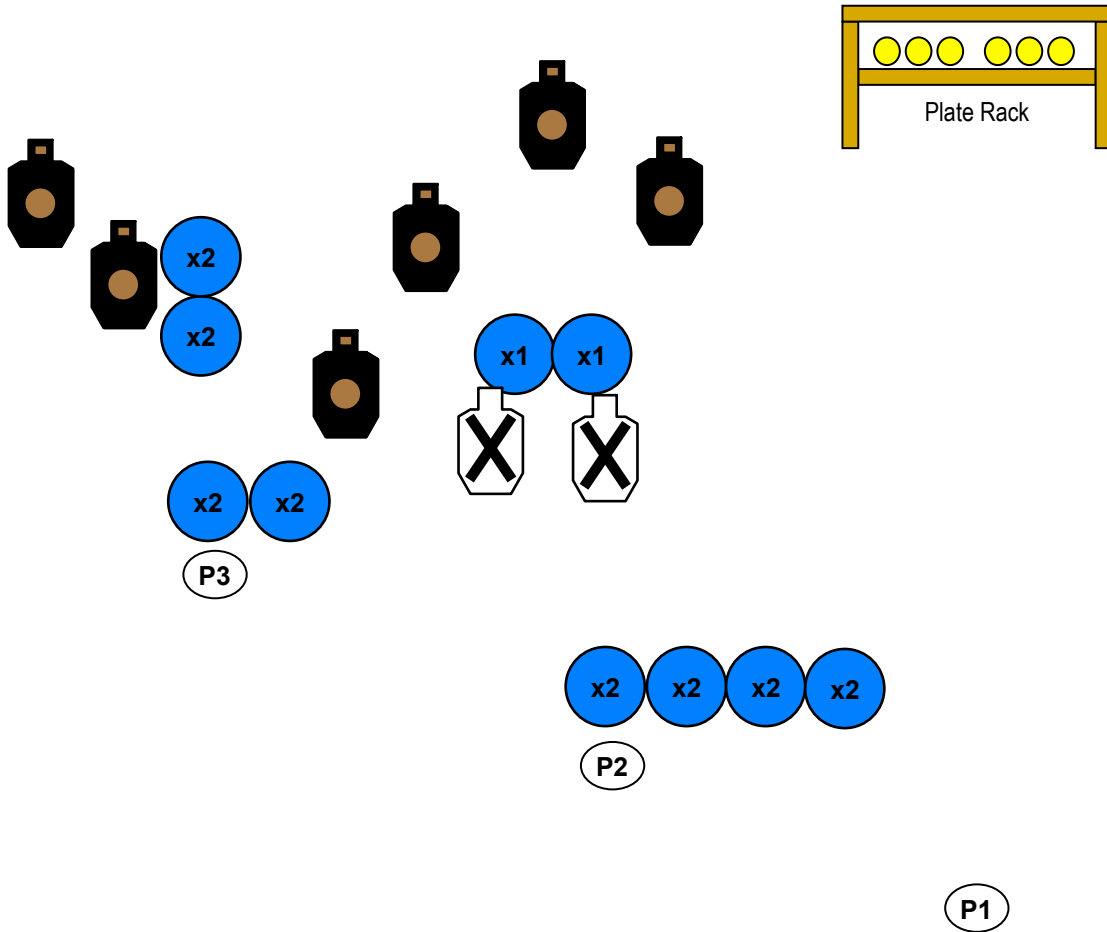
Concealment:	Required	Pistol:	Loaded and holstered	Scoring:	Vickers
Style:	Freestyle	Reload:	IDPA Approved	Min. Rounds:	18
Start:	Standing at P1 with hands relaxed at sides				
At Signal:	Engage T1 – T9 with 2 shots each in tactical priority. DT1 & DT2 may be activated and engaged at anytime using either hand to pull it down.				
**Notes:					



Tri-County Sportsman's League IDPA Scenario Ninja's

Stage #03
Apr 27, 2013
BAY 3

Walking through the mall you come across a group of ninjas harassing the customers at a sunglass kiosk. Things turn violent and its time for you to save the day once again. Be sure to shoot the lights out so the ninjas won't see you coming.

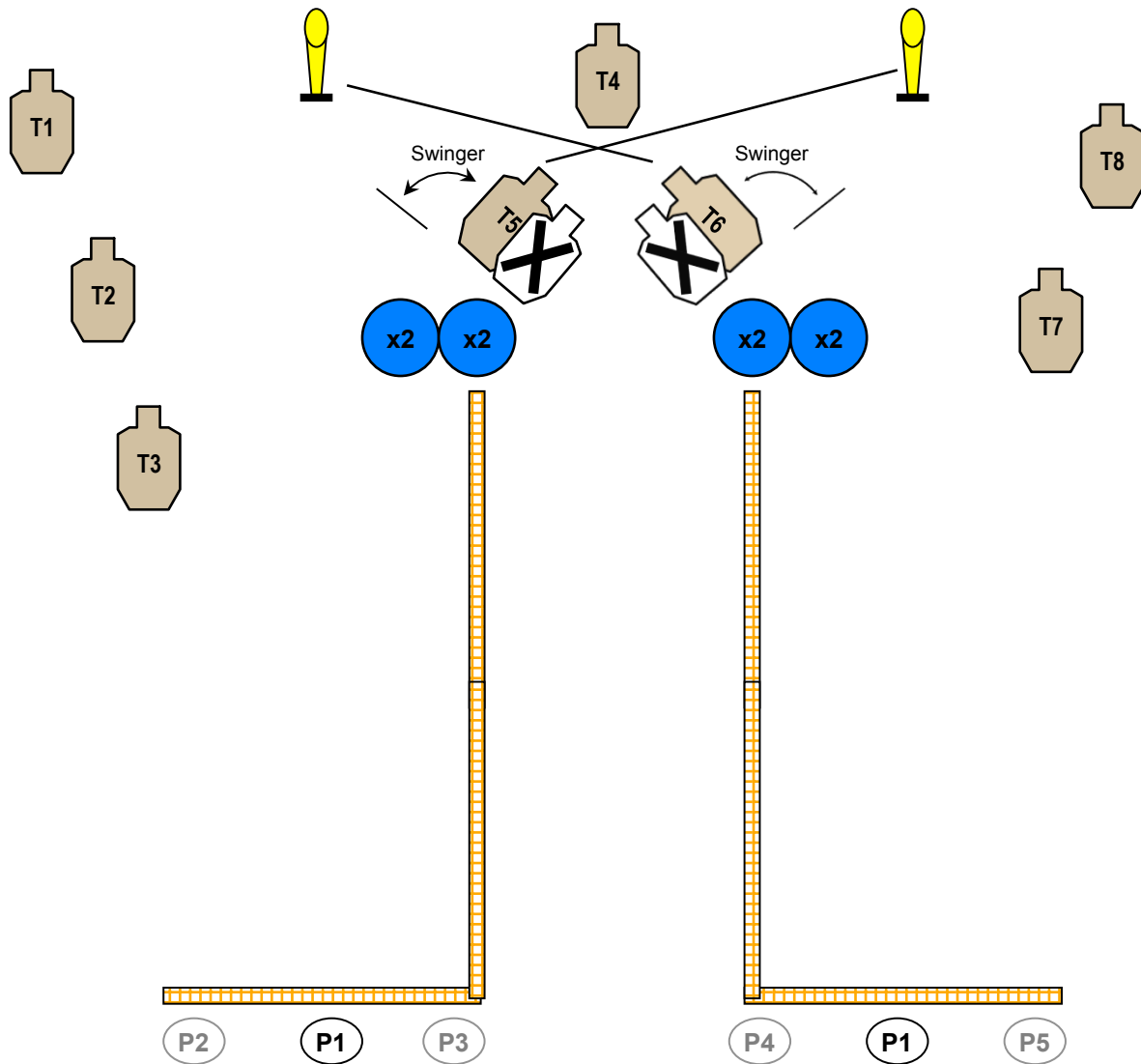


Concealment:	Required	Pistol:	Loaded and holstered	Scoring:	Vickers
Style:	Freestyle	Reload:	IDPA Approved	Min. Rounds:	18
Start:	Standing at P1 with hands relaxed at sides				
At Signal:	Shoot out the mall lights to hide your advancement to P2. (Shot the 6 steel plates until they fall) Move to P2 and Engage T1 – T4 with 2 shots each in tactical priority Move to P3 and Engage T5-T6 with 2 shots each in tactical priority				
**Notes:	Plate rack can NOT be engaged from any position besides P1 Paper targets may be re-engaged from P3 if needed				



Tri-County Sportsman's League IDPA Scenario
Swing it baby!

Stage #04
Apr 27, 2013
BAY 4

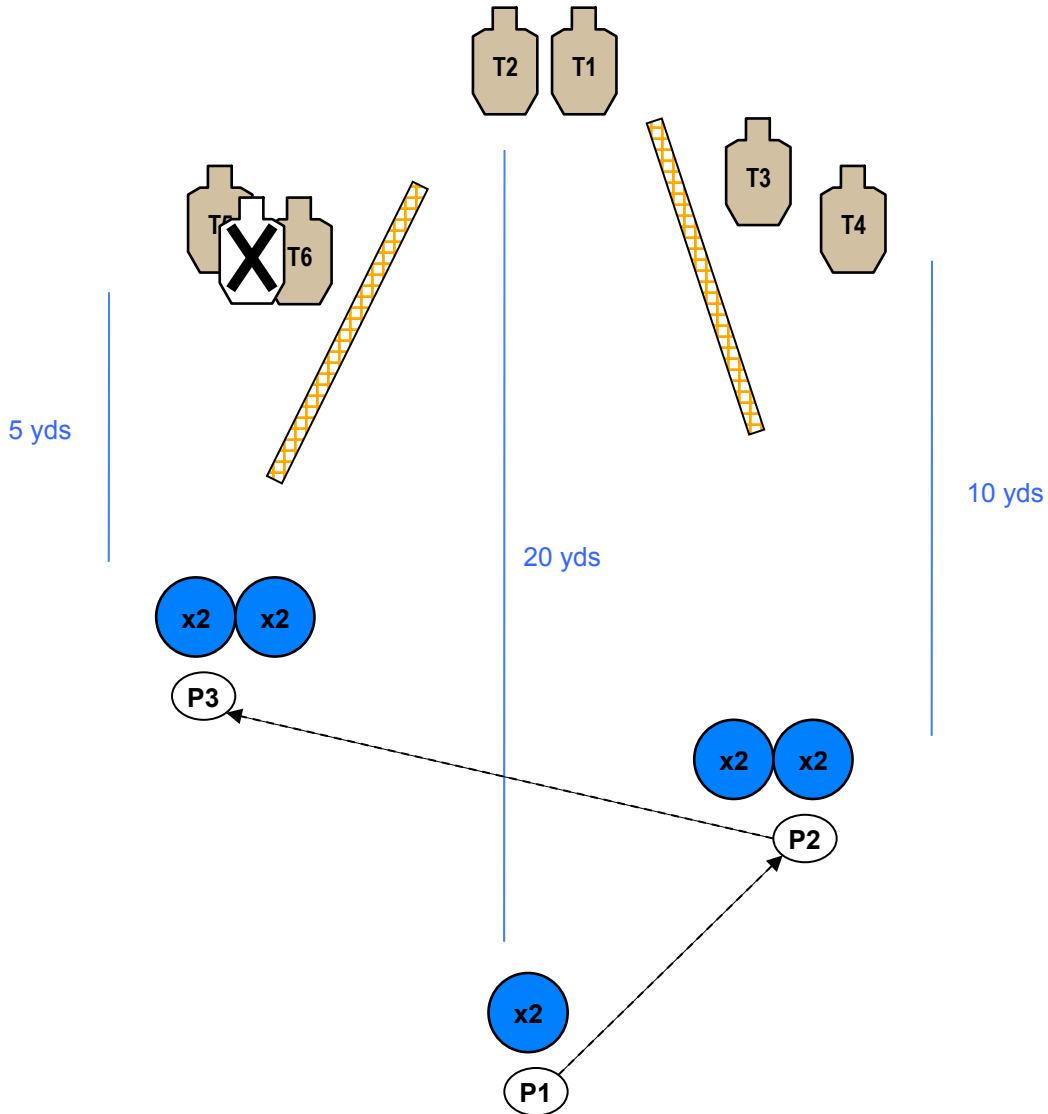


Concealment:	Yes	Pistol:	Loaded and holstered	Scoring:	Vickers
Style:	Freestyle	Reload:	IDPA Approved	Min. Rounds:	18
Start:	Standing at either P1 hands relaxed at sides, facing downrange.				
At Signal:	Use cover and engage all targets in tactical priority from shooting positions behind wall.				
**Notes:	T4 / T5 / T6 may be engaged in any order – since swinger will be appearing / disappearing. T4 and swinger must be engaged with 2 shots each before crossing the opening.				



Tri-County Sportsman's League IDPA Scenario
Survival Sprint

Stage #05
Apr 27, 2013
BAY 5



Concealment:	Yes	Pistol:	Loaded and holstered	Scoring:	Vickers
Style:	Freestyle	Reload:	IDPA Approved	Min. Rounds:	18
Start:	Standing at P1 hands relaxed at sides				
At Signal:	Draw and engage T1 – T2 in tactical priority using cover with 3 shots each. Go to P2 and engage T3 – T4 in tactical priority using cover with 3 shots each. Go to P3 and engage T5 – T6 in tactical priority using cover with 3 shots each.				
**Notes:	T1 and T2 can only be engaged from P1.				