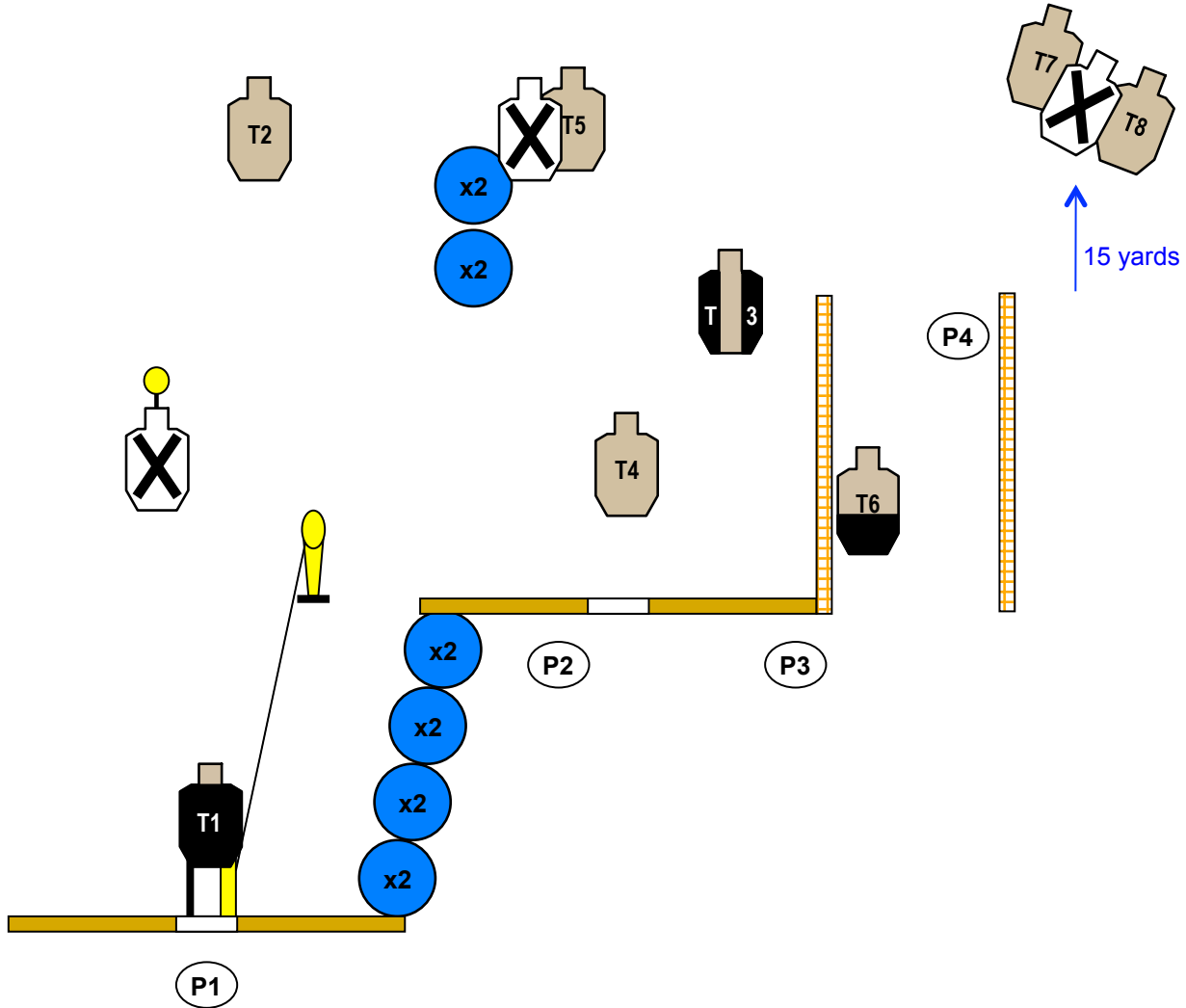




Tri-County Sportsman's League IDPA Scenario  
 Roadie for a Day

Taken from the 2013 IDPA Missouri State Match...Stage 6

Stage #01  
 May 25, 2013  
 BAY 1



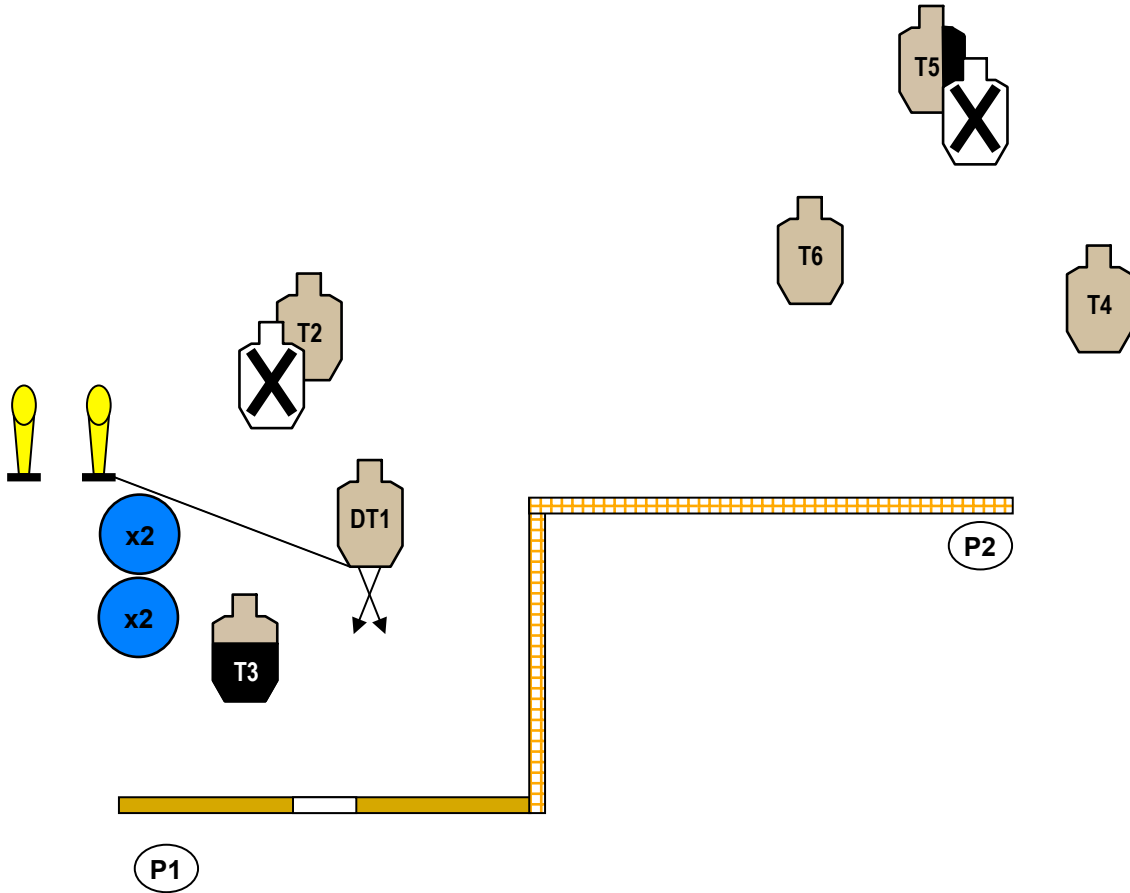
<b>Concealment:</b>	Yes	<b>Pistol:</b>	Loaded and holstered	<b>Scoring:</b>	Vickers
<b>Style:</b>	Freestyle	<b>Reload:</b>	IDPA Approved	<b>Min. Rounds:</b>	18
<b>Start:</b>	Standing at P1 hands at sides				
<b>At Signal:</b>	Engage T1, Pepper Popper, Lolipop and T2 in Tactical Priority from P1 (near to far) Move to P2 and engage T5-T7 with 2 shots each in Tactical Priority Move to P3 and engage T6 with 2 shots Move to P4 and engage T7-T8 with shots each in Tactical Priority				
<b>**Notes:</b>	T1 is a reed reactor that is blocking the window with a break away stick attached to PP1. Once PP1 is down T1 will drop out of the way revealing Lolipop and T2				



Tri-County Sportsman's League IDPA Scenario  
 Walking Past the Drive Thru

Taken from the 2013 IDPA Missouri State Match...Stage 1

Stage #02  
 May 25, 2015  
 BAY 2

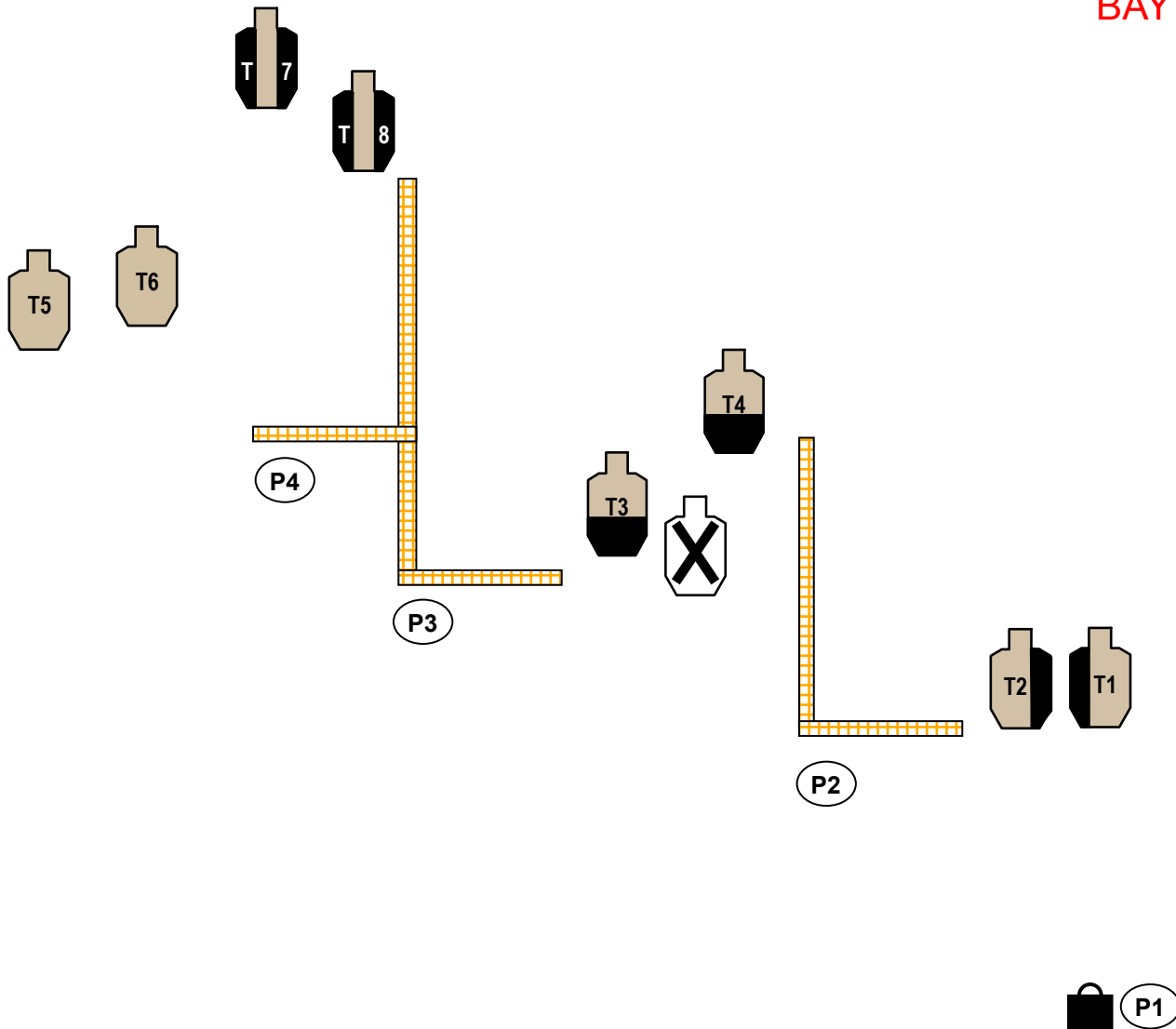


<b>Concealment:</b>	Required	<b>Pistol:</b>	Loaded and holstered	<b>Scoring:</b>	Vickers
<b>Style:</b>	Freestyle	<b>Reload:</b>	IDPA Approved	<b>Min. Rounds:</b>	14
<b>Start:</b>	Standing at P1 with hands relaxed at sides				
<b>At Signal:</b>	Engage PP1 and PP2 in Tactical Priority Engage Drop Turner 1 and T2-T3 with shots each in tactical priority Move to P2 and Engage T4 – T6 with 2 shots each in tactical priority				
<b>**Notes:</b>					



Tri-County Sportsman's League IDPA Scenario  
**Save the Donations**  
*Taken from the 2013 IDPA Missouri State Match*

**Stage #03**  
**May 25, 2013**  
**BAY 3**



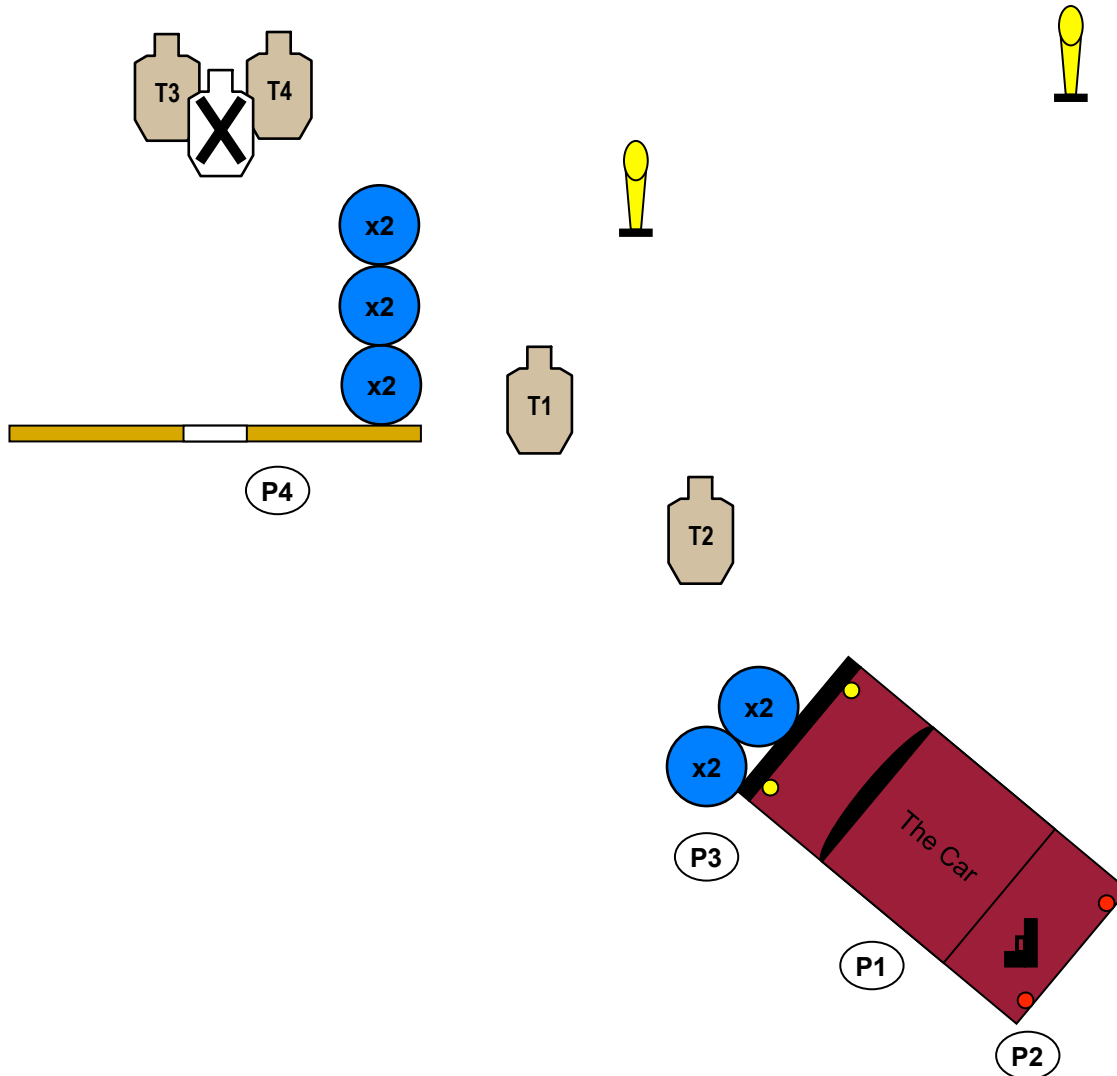
<b>Concealment:</b>	Required	<b>Pistol:</b>	Loaded and holstered	<b>Scoring:</b>	Vickers
<b>Style:</b>	Freestyle	<b>Reload:</b>	IDPA Approved	<b>Min. Rounds:</b>	16
<b>Start:</b>	Standing at P1 with bag of cash in weak hand				
<b>At Signal:</b>	Engage T1-T2 with 2 shots each in tactical sequence while moving to P2 At P2 Engage T3-T4 with 2 shots each in tactical priority Move to P3 and engage T5-T6 with 2 shots each in tactical priority Move to P4 and engage T7-T8 with 2 shots each in tactical priority				
<b>**Notes:</b>	Bag may be set down to perform reloads but must be in hand for all shots taken				



Tri-County Sportsman's League IDPA Scenario  
Crack Shot

Taken from the 2013 IDPA Missouri State Match

Stage #04  
May 25, 2013  
BAY 4



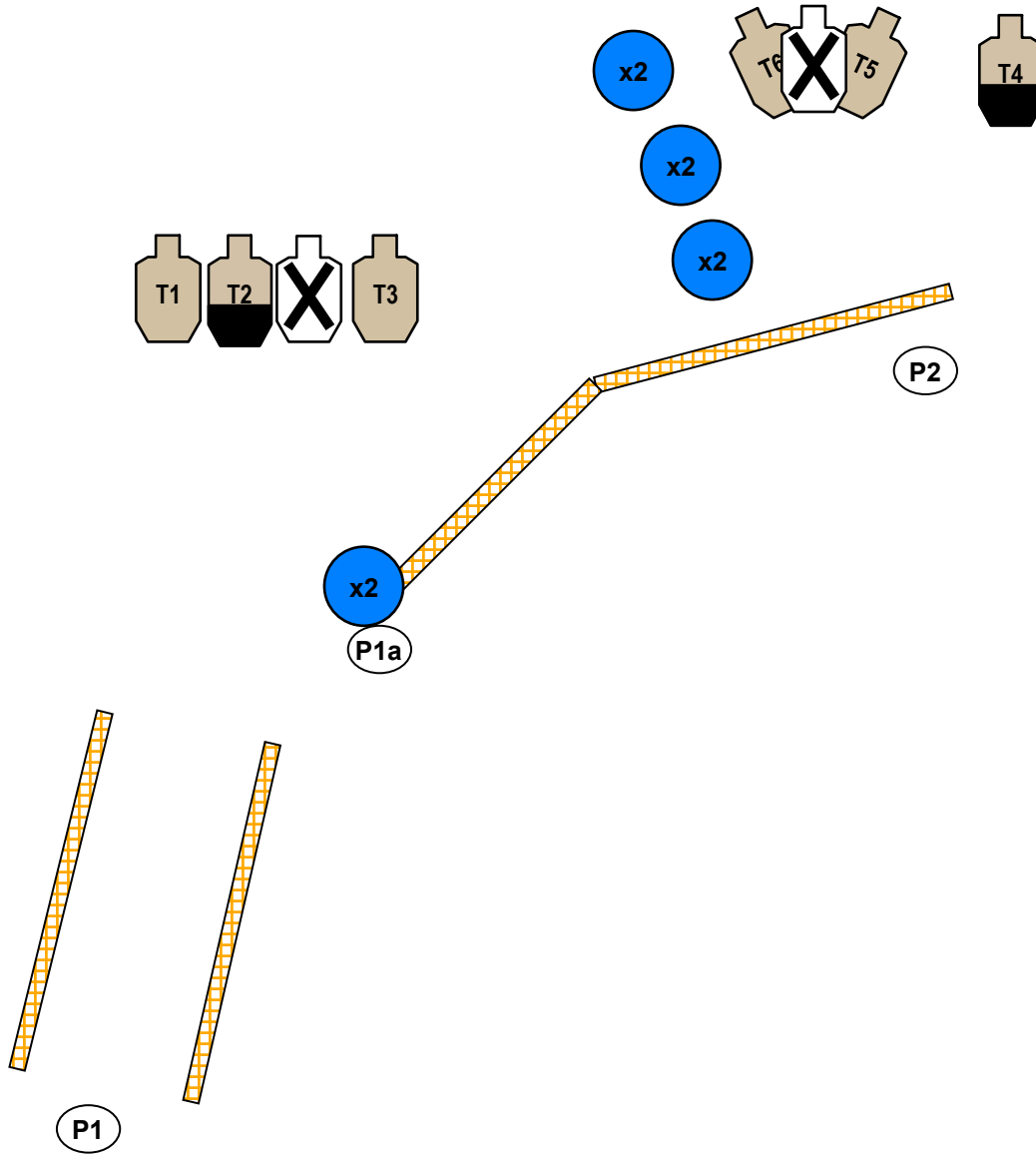
<b>Concealment:</b>	Optional	<b>Pistol:</b>	Loaded on the back of the car. All mags also on back of car	<b>Scoring:</b>	Vickers
<b>Style:</b>	Freestyle	<b>Reload:</b>	As Needed	<b>Min. Rounds:</b>	14
<b>Start:</b>	Standing at P1 with hands on the car				
<b>At Signal:</b>	Move to P2 and retrieve pistol & mags from the trunk. Engage PP1 using cover Move to P3 and engage T1-T2 with 3 shots (2 in the body & 1 in the head) and PP2 in tactical priority Move to P4 and engage T3-T4 with 3 shots (2 in the body & 1 in the head) in tactical priority				
<b>**Notes:</b>	All "body" shots must be below the neck line to count for score and all "head" shots must be above the neck line to score				



Tri-County Sportsman's League IDPA Scenario  
Hallway Trouble

Taken from the 2013 IDPA Missouri State Match

Stage #05  
May 25, 2013  
BAY 5



<b>Concealment:</b>	Required	<b>Pistol:</b>	Loaded and holstered	<b>Scoring:</b>	Vickers
<b>Style:</b>	Freestyle	<b>Reload:</b>	IDPA Approved	<b>Min. Rounds:</b>	18
<b>Start:</b>	Standing at P1 hands at side				
<b>At Signal:</b>	Engage T1-T3 with 3 shots each in tactical sequence WHILE MOVING Move to P2 and Engage T4-T6 with 3 shots each in tactical priority				
<b>**Notes:</b>	In case of malfunction while engaging the first set of targets the shooter may move to P1a to fix the issue and then re engage T1-T3 in tactical priority				