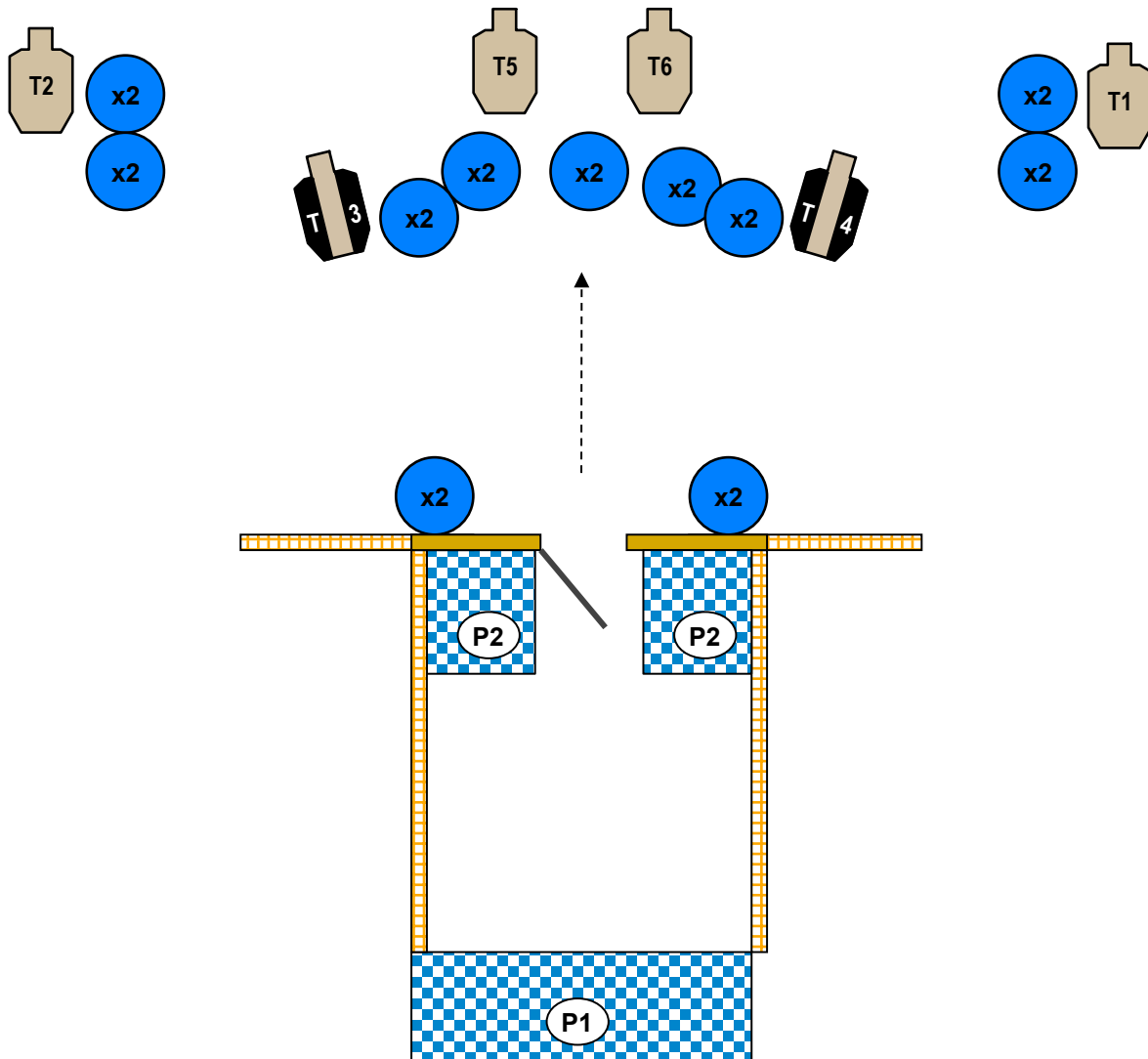




Tri-County Sportsman's League IDPA Scenario
Straight Up

Stage #01
July 27, 2013

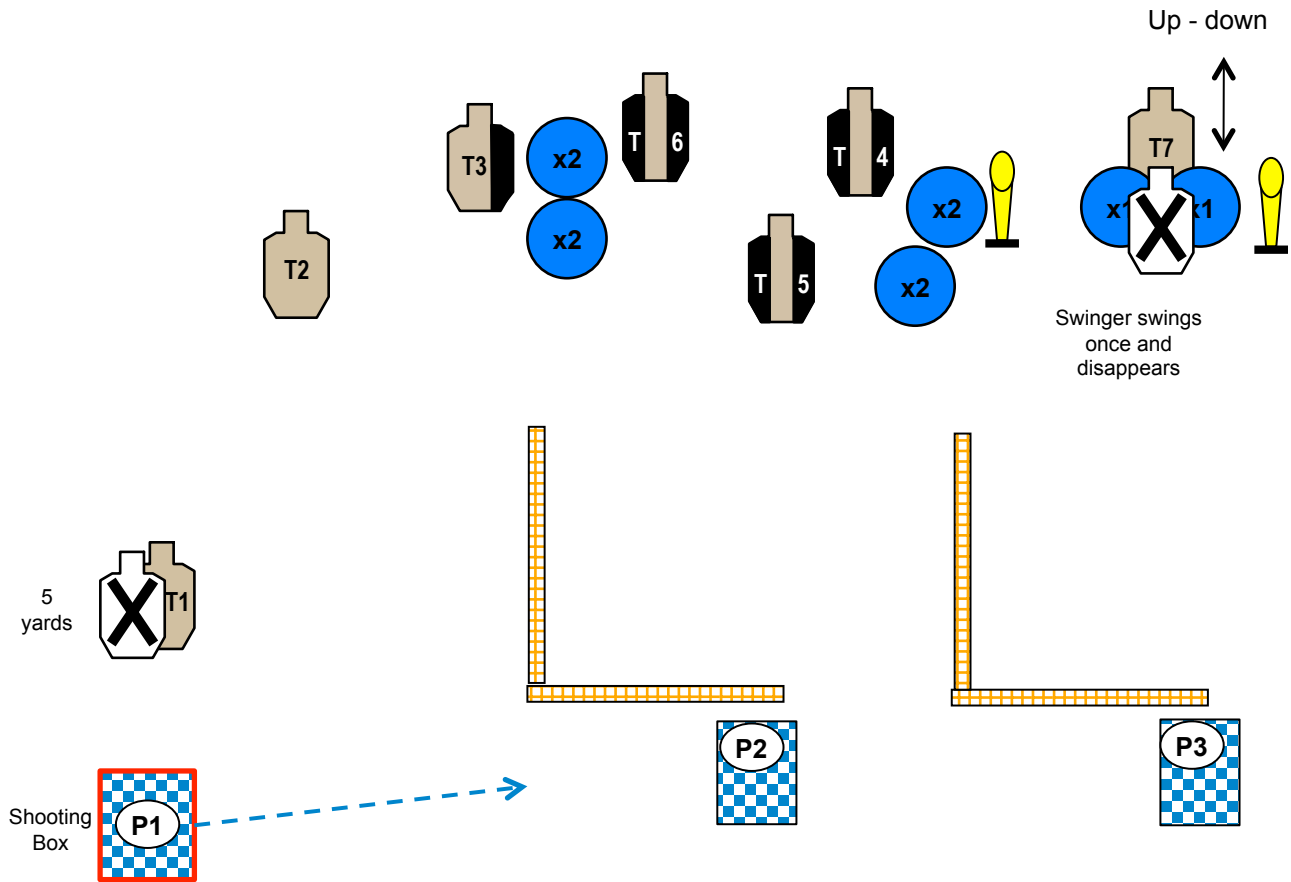


Concealment:	Yes	Pistol:	Loaded and holstered	Scoring:	Vickers
Style:	Freestyle	Reload:	IDPA Approved	Min. Rounds:	12
Start:	Standing at P1 hands at sides				
At Signal:	Engage T1 and T2 with 2 shots each using cover. Move to P2, open door, and engage T3 and T4 with 2 shots each using cover Move through door and engage T5 and T6 with 2 shots while moving towards targets.				
**Notes:					
Muzzle Safe Points:	180 Degree Safety Line				



Tri-County Sportsman's League IDPA Scenario
Surprise Attack

Stage #02
July 27, 2013

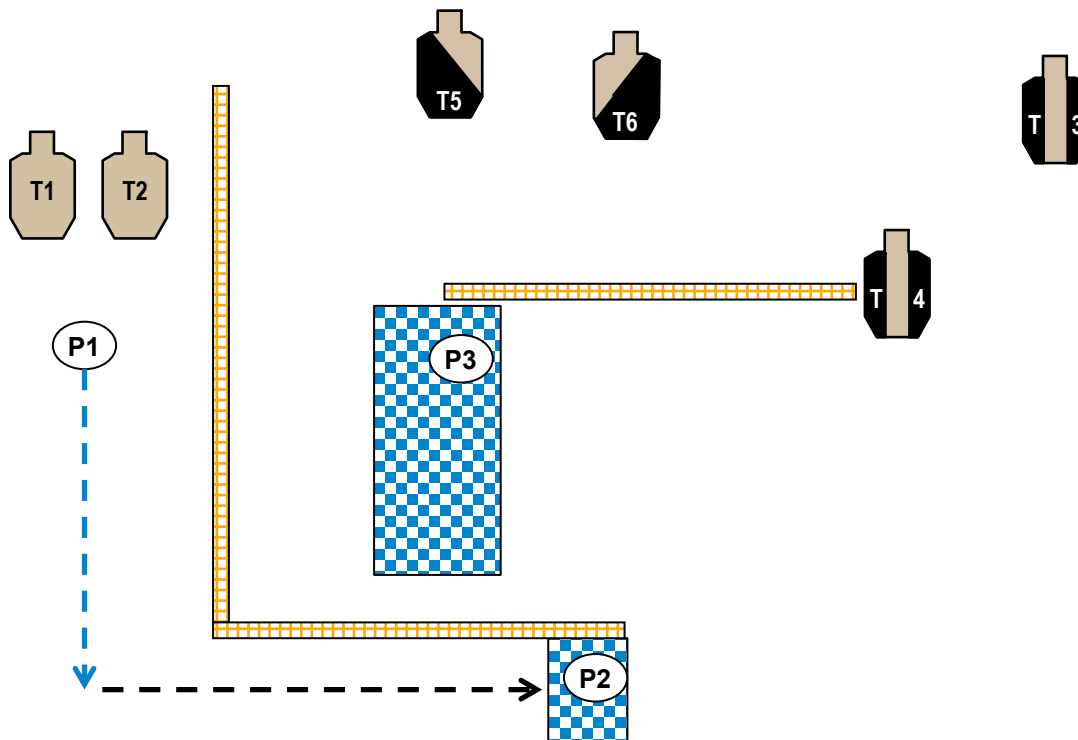


Concealment:	Required	Pistol:	Loaded and holstered	Scoring:	Vickers
Style:	Freestyle	Reload:	IDPA Approved	Min. Rounds:	16
Start:	Standing at P1 with hands at surrender (wrists above shoulders)				
At Signal:	Engage T1 with 2 shots from P1 Engage T2 and T3 with 2 shots each while moving to P2 From P2 Engage T4 – T6 with 2 shots each in tactical priority Move to P3 and Engage PP1, T7 and PP2 in tactical priority. T7 gets two shots, and steel must fall to score.				
**Notes:	T1 MUST be shot from within the box at P1 Shooter may still be in the box while engaging T2 – T3 as long as they are moving				
Muzzle Safe Points:	180 Degree Safety Line Shots taken at T1 from outside the shooting box may result in a Match DQ				



Tri-County Sportsman's League IDPA Scenario
Roundabout

Stage #03
July 27, 2013

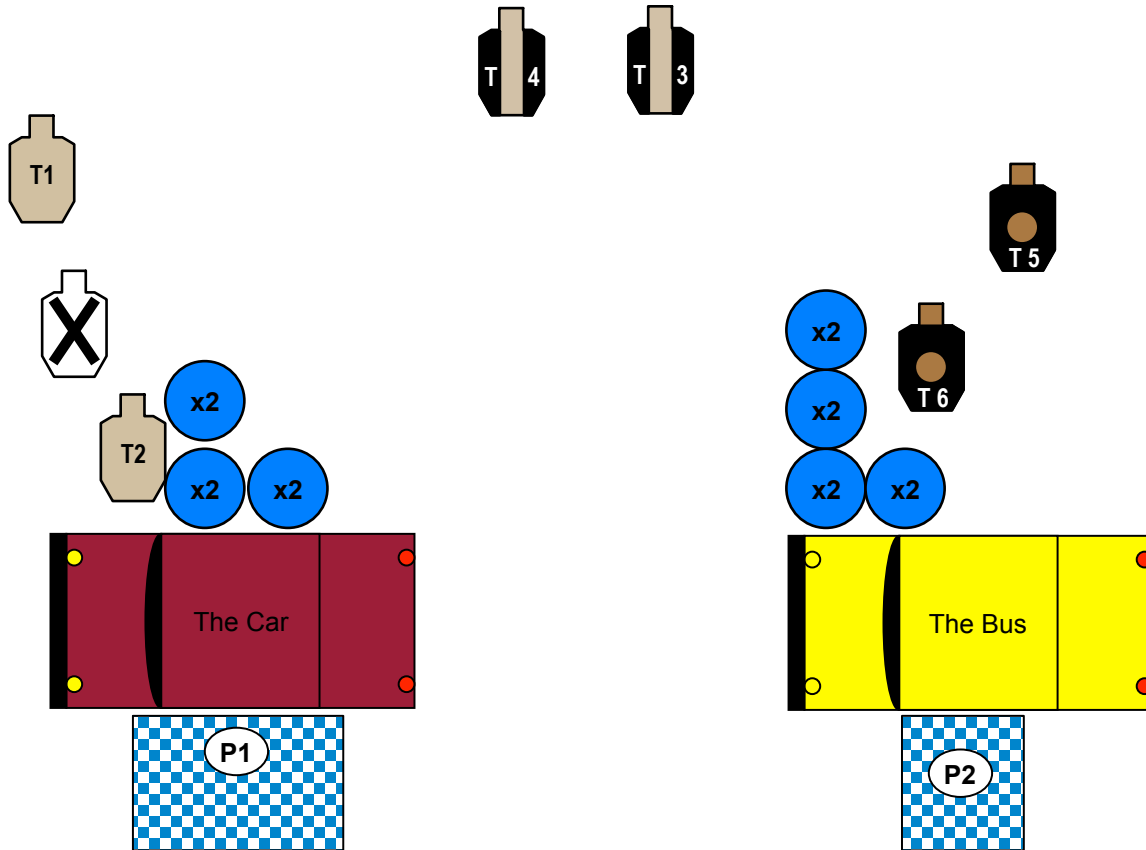


Concealment:	Required	Pistol:	Loaded and holstered	Scoring:	Vickers
Style:	Freestyle	Reload:	IDPA Approved	Min. Rounds:	12
Start:	Standing at P1, gun at low ready in weak hand.				
At Signal:	Engage T1 and T2 with 2 shots each in tactical sequence WEAK HAND ONLY while retreating to P2 From P2 Engage T3-T4 with 2 shots each in tactical priority WEAK HAND ONLY Move to P3 and Engage T5 – T6 with 2 shots each in tactical priority WEAK HAND ONLY				
**Notes:					
Muzzle Safe Points:	180 Degree Safety Line				



Tri-County Sportsman's League IDPA Scenario
Parking Lot

Stage #04
July 27, 2013

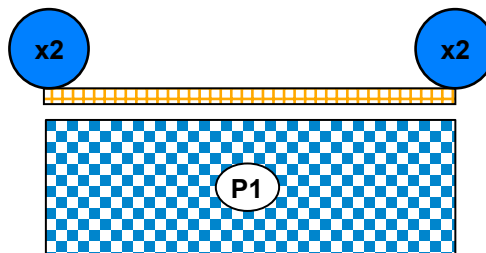
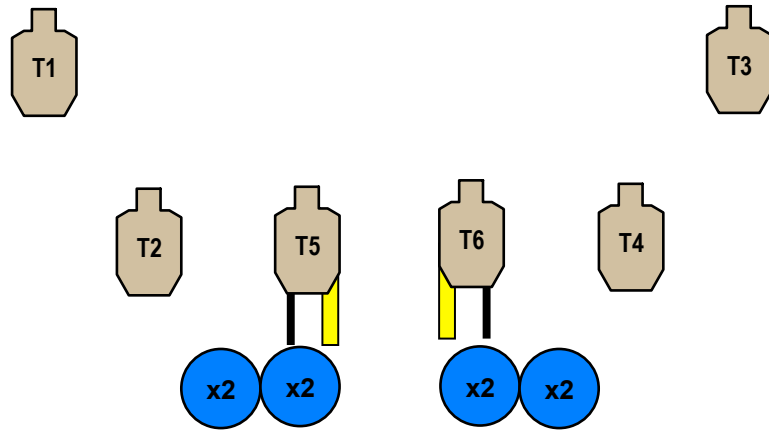


Concealment:	Required	Pistol:	Loaded and holstered	Scoring:	Vickers
Style:	Freestyle	Reload:	IDPA Approved	Min. Rounds:	12
Start:	Standing at P1 hands touching marks on car				
At Signal:	Engage T1 – T2 with 2 shots each in tactical priority Engage T3 – T4 while moving to P2. Move to P2; open the bus door and Engage T5 – T6 with 2 shots each in tactical priority thru the door				
**Notes:					
Muzzle Safe Points:	180 Degree Safety Line Door handle on bus				



Tri-County Sportsman's League IDPA Scenario
Hidden Shooters

Stage #05
July 27, 2013



Concealment:	Required	Pistol:	Loaded and holstered	Scoring:	Vickers
Style:	Freestyle	Reload:	IDPA Approved	Min. Rounds:	14
Start:	Standing at P1				
At Signal:	Engage T1 – T6 with 2 shots each in tactical priority from either the left or right side of the wall, or from prone position underneath the wall.				
**Notes:					
Muzzle Safe Points:	180 Degree Safety Line				