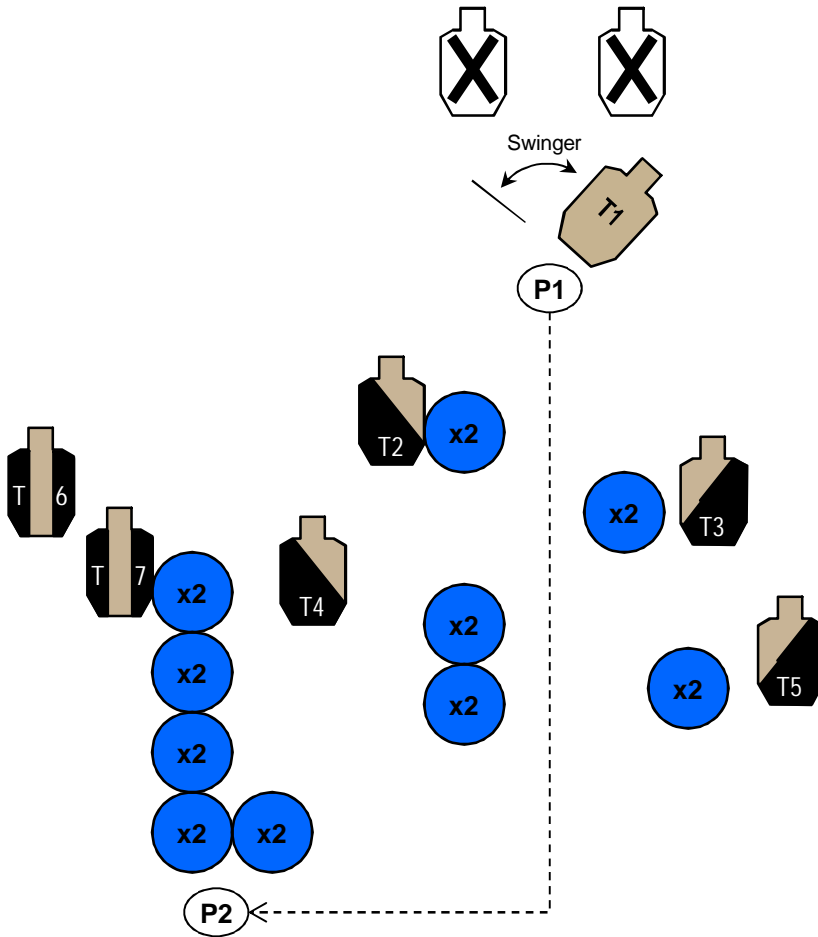




Tri-County Sportsman's League IDPA Scenario
Hallway Home

Stage #01
Sept 22, 2012
BAY 1



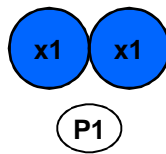
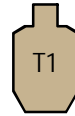
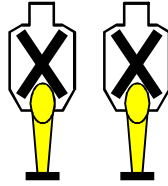
Concealment:	Yes	Pistol:	Loaded and holstered	Scoring:	Vickers
Style:	Freestyle	Reload:	IDPA Approved	Min. Rounds:	14
Start:	Standing at P1 holding swinger down with strong hand				
At Signal:	Engage T1 with 2 shots while retreating Engage T2-T7 with 2 shots each in tactical priority				
**Notes:	Swinger must be the first target engaged but may be RE-engaged at any time All reloads still begin and end behind cover but being exposed to swinger T1 during a reload is acceptable. Shooter must remain in cover from all other targets during reload (engaged or not)				



Tri-County Sportsman's League IDPA Scenario
Hostage Situation

Stage #02
Sept 22, 2012
BAY 1

35 Yards
or max
available

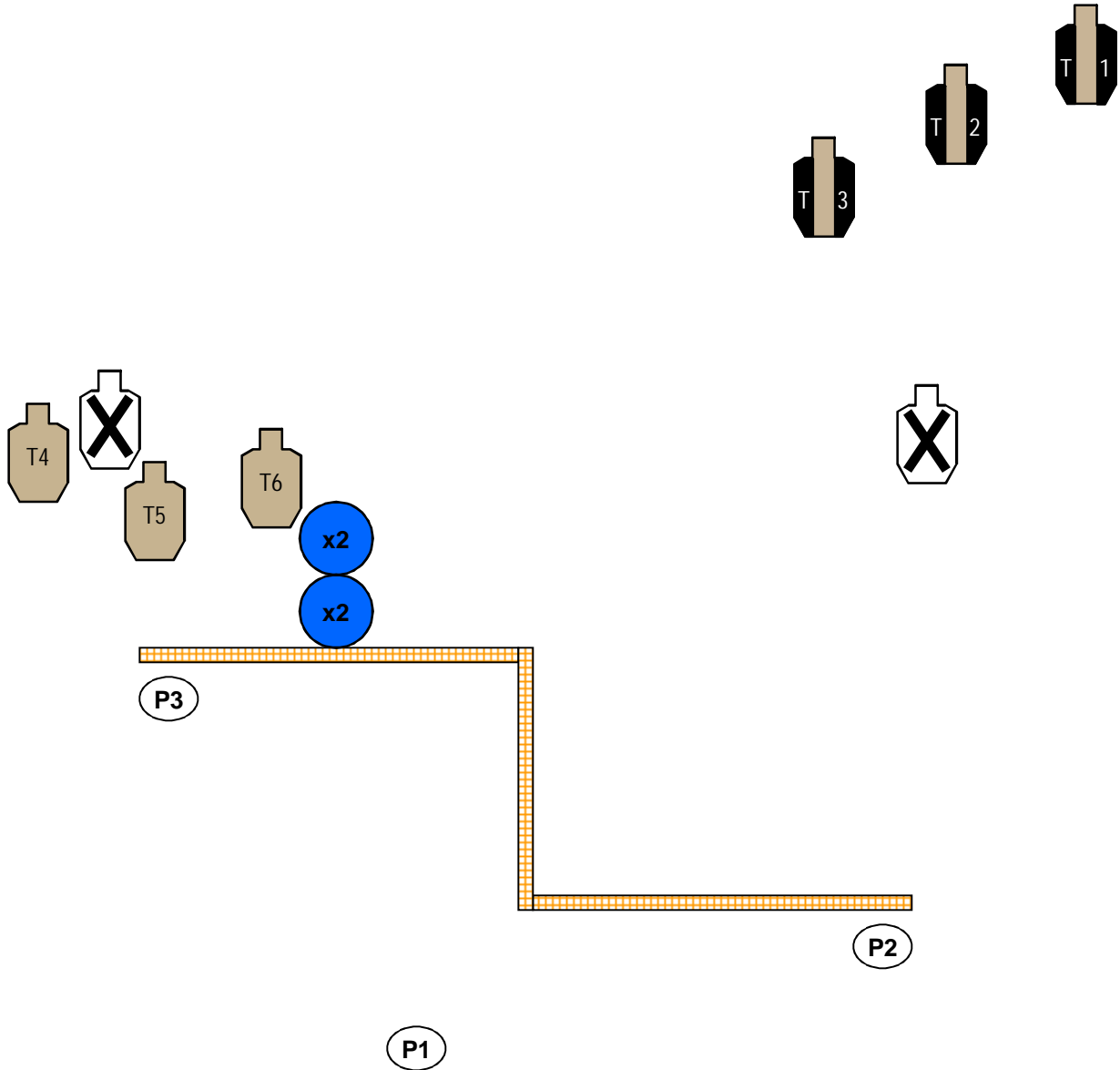


Concealment:	Yes	Pistol:	Loaded and Holstered	Scoring:	Vickers
Style:	Freestyle	Reload:	IDPA Approved	Min. Rounds:	6
Start:	Standing at P1				
At Signal:	Engage T1 – T2 with 2 shots each and PP1 – PP2 until they fall in tactical priority using low cover at P1				
**Notes:	Around either side of the barrels but not over the top				



Tri-County Sportsman's League IDPA Scenario
Change of pace

Stage #03
Sept 22, 2012
BAY 2

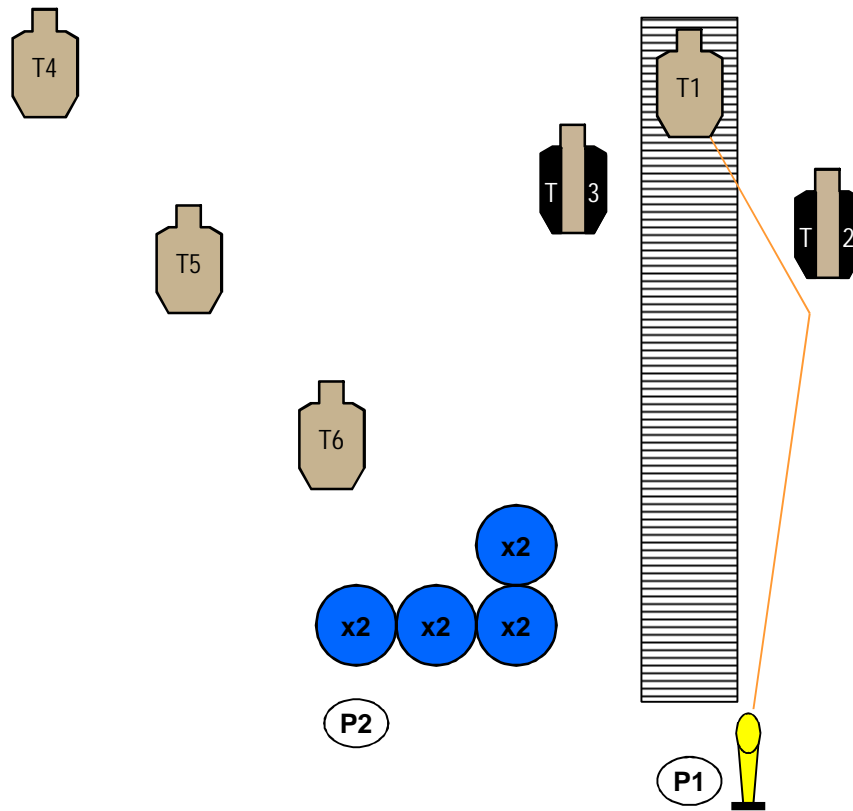


Concealment:	No	Pistol:	UN-Loaded and holstered	Scoring:	Vickers
Style:	Freestyle	Reload:	IDPA approved	Min. Rounds:	12
Start:	Standing at P1 facing up range hands at surrender				
At Signal:	Engage T1 – T6 with 2 shots each in tactical priority				
**Notes:	T1-T3 must be shot from P2 and T4-T6 must be shot from P3 but shooter may go to either position to start				



Tri-County Sportsman's League IDPA Scenario
Coming at Ya

Stage #04
Sept 22, 2012
BAY 2

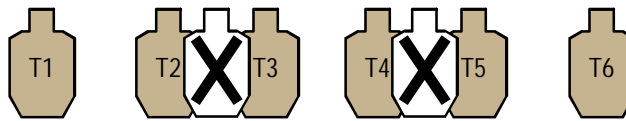


Concealment:	Yes	Pistol:	Loaded & holstered	Scoring:	Vickers
Style:	Freestyle	Reload:	IDPA approved	Min. Rounds:	12
Start:	Standing at P1. Hands at side.				
At Signal:	Pull down steel popper with strong hand to activate running man then draw and engage T1-T3 with 2 shots each in any order Move to P2 and engage T4-T6 with 2 shots each in tactical priority				
**Notes:					



Tri-County Sportsman's League IDPA Scenario
Hosing at the table

Stage #05
Sept 22, 2012
BAY 3

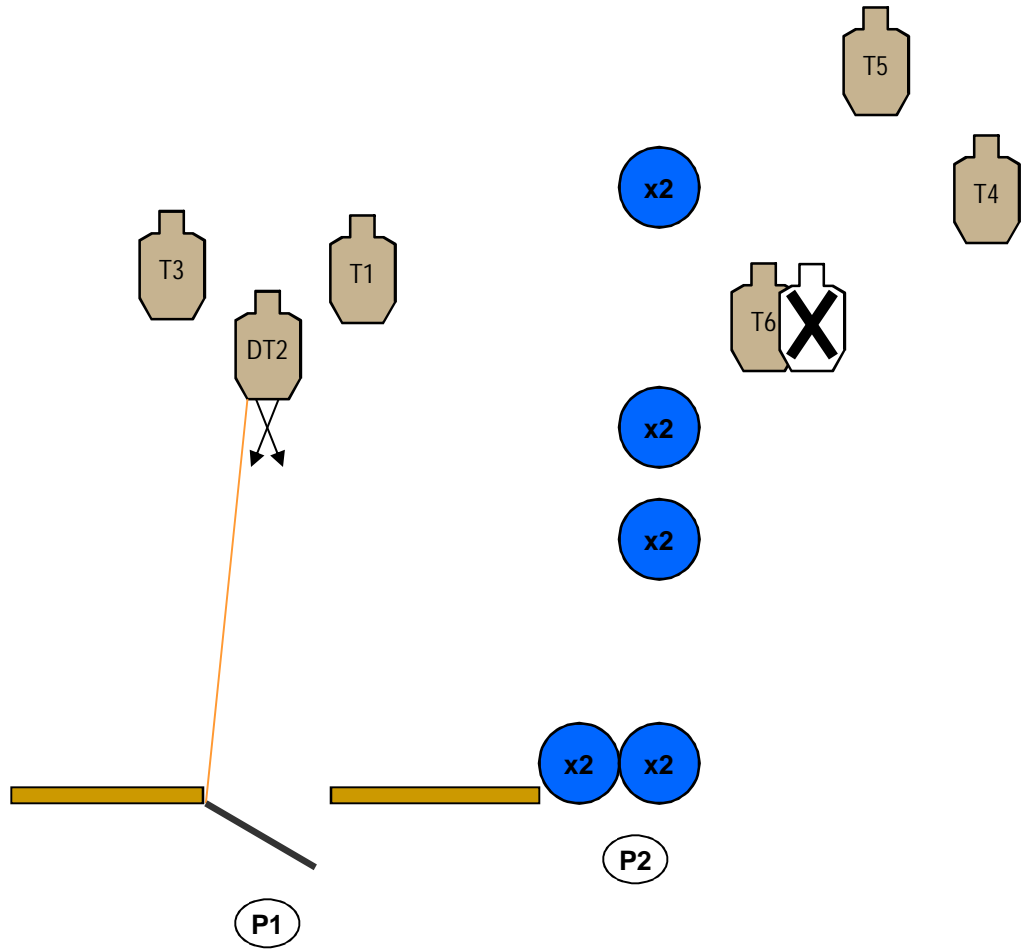


Concealment:	No	Pistol:	Loaded in box	Scoring:	Vickers
Style:	Freestyle	Reload:	IDPA approved	Min. Rounds:	18
Start:	Seated in chair hands flat on table. Gun loaded in box. All ammo on table				
At Signal:	Retrieve gun from box and engage T1-T6 with 3 shots each in tactical sequence				
**Notes:					



Tri-County Sportsman's League IDPA Scenario
 Surprise at the door

Stage #06
 Sept 22, 2012
 BAY 3



Concealment:	Yes	Pistol:	Loaded & holstered	Scoring:	Vickers
Style:	Freestyle	Reload:	IDPA approved	Min. Rounds:	12
Start:	Standing at P1 Strong hand on the door knob				
At Signal:	Open door with strong hand then draw and engage T1-T3 with 2 shots each in any order Move to P2 and engage T4-T6 with 2 shots each in tactical priority				
**Notes:					