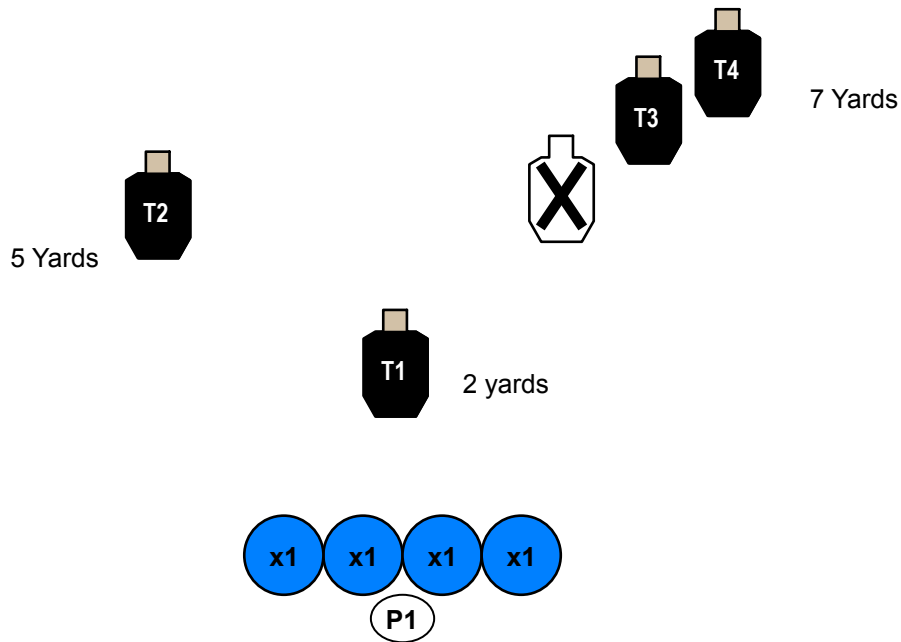




Tri-County Sportsman's League IDPA Scenario
Wild West

Stage #01
Jan 26, 2013
BAY 1

On December 22, 1867 U.S. Marshall J.B. (Wild Bill) Hickok engaged in this gunfight in a bar in Jefferson City NB. He took a round from adversary #2 and had to finish the engagement with his weak hand only. U.S. Marshall 4; unwise cowboys 0..

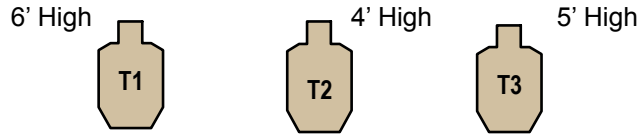


Concealment:	Yes	Pistol:	Loaded and holstered	Scoring:	Vickers
Style:	Freestyle / Support hand	Reload:	IDPA Approved	Min. Rounds:	8
Start:	<u>Start with only 5 rounds in pistol.</u> Standing at P1 facing up range, with "drink" in strong hand raised to mouth. Support hand on the "bar"				
At Signal:	On the start signal, the shooter will turn, draw and engage T1 freestyle. Shooter will then transition to support hand and engage T2 – T4 (SUPPORT HAND ONLY). Only 2 head shots per target will be scored. Both hands must be used for reload				
**Notes:					



Tri-County Sportsman's League IDPA Scenario
SKILLS DRILL

Stage #02
Jan 26, 2013
BAY 1



Concealment:	Yes	Pistol:	Loaded and Holstered	Scoring:	Limited Vickers
Style:	Freestyle	Reload:	IDPA Approved	Rounds:	12
Start:	Standing at P1 facing down range with hands relaxed at sides				
At Signal:	On the start signal, the shooter will draw & engage targets T1 thru T3 with 2 rounds each from either side of the barricade. The shooter will then perform an IDPA legal reload and re-engage targets T1 thru T3 with 2 rounds each using the OPPOSITE side of the barricade.				
**Notes:	Note: 2 yards between targets, P1 is 20 yards in front of targets (same as classifier)				

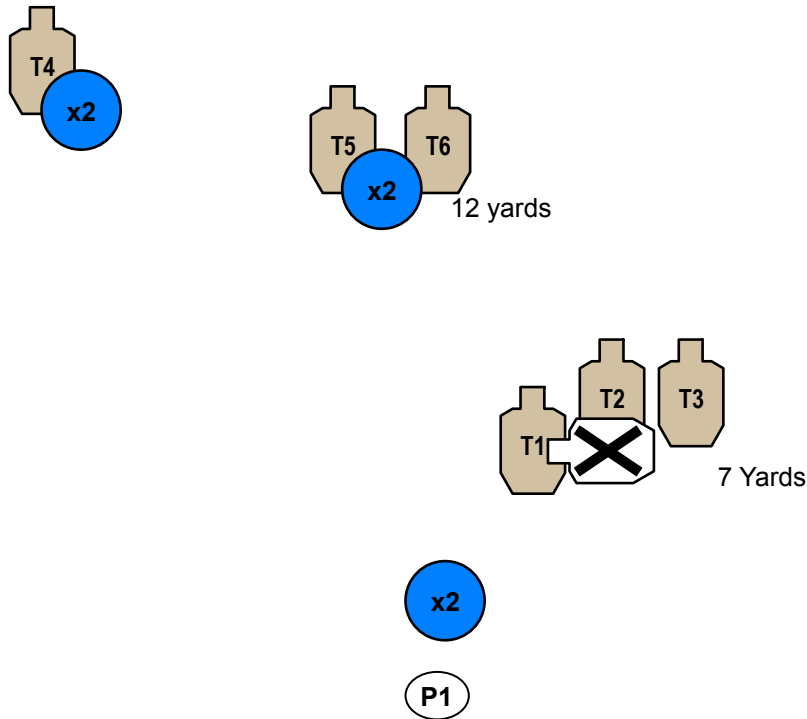


Tri-County Sportsman's League IDPA Scenario
TROUBLE in the PARK

Stage #03
Jan 26, 20132
BAY 2

You are walking through the park one afternoon. Suddenly from the trees in front of you a girl comes running toward you closely pursued by 3 bad guy type with 3 more a few yards behind. As the 3 grab the girl and throw her to the ground, you yell for them to turn her loose.

As you take cover behind a tree in front of you, you realize that you will have to quickly take out the 3 in front before they can use the girl for cover.

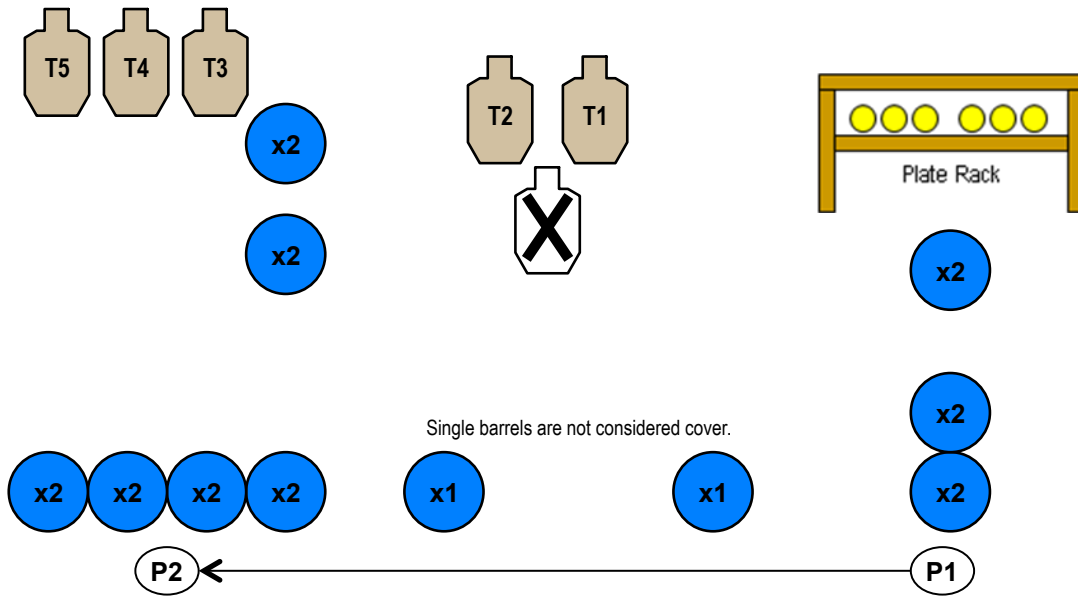


Concealment:	Yes	Pistol:	Loaded and holstered	Scoring:	Vickers
Style:	Freestyle	Reload:	IDPA approved	Min. Rounds:	12
Start:	Standing at P1 facing down range				
At Signal:	At the signal Draw & engage T1 – T3 with a minimum of 2 shots each from the RIGHT side of cover. Then engage T4 – T6 With a minimum of 2 shots from the LEFT side of cover.				
**Notes:					



Tri-County Sportsman's League IDPA Scenario
SHOOT WHILE INJURED

Stage #04
Jan 26, 2013
BAY 2



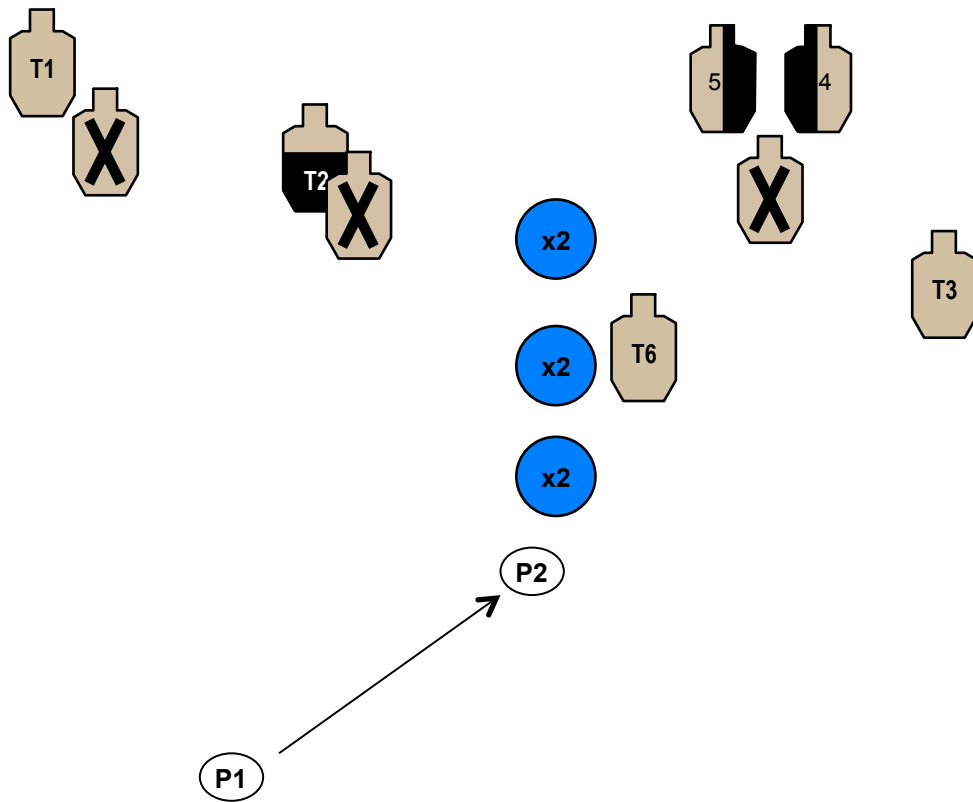
Concealment:	Yes	Pistol:	Loaded & holstered	Scoring:	Vickers
Style:	Freestyle	Reload:	IDPA approved	Min. Rounds:	16
Start:	Standing at P1 facing up range. Hands at surrender				
At Signal:	Turn, draw and engage plates 1-6 in tactical priority using the barrel as cover. Then while moving to P2, engage T1-T2 with (2) rounds each. After arriving at P2, engage T3-T5 with (2) rounds each using only your SUPPORT hand.				
**Notes:	Reloads may be done at P1 or P2. T1-T2 must be engaged while moving.				



Tri-County Sportsman's League IDPA Scenario
MALL MADNESS

Stage #05
Jan 26, 2013
BAY 3

You are at the local Mall. The local gang decides you are wearing the wrong colors. They are drawing on you. As they see that you are prepared to defend yourself they scatter and keep shooting at you.



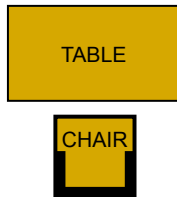
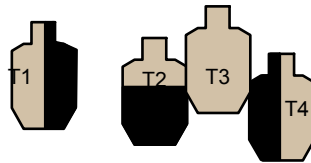
Concealment:	Required	Pistol:	Holstered	Scoring:	Vickers Count
Style:	Freestyle	Reload:	IDPA approved	Min. Rounds:	12
Start:	Standing at P1 facing up range (back to targets), hands on ears,				
At Signal:	Engage T1-T2 with (2) rounds each WHILE ON THE MOVE to P2 At P2 engage remaining targets with 2 rounds each..				
**Notes:					



Tri-County Sportsman's League IDPA Scenario
SITTING AT HOME

Stage #06
Jan 26, 2013
BAY 4

You are sitting at home watching TV with your trusty side arm on the table next to you.



Concealment:	Required	Pistol:	Division Capacity	Scoring:	Vickers Count
Style:	Freestyle	Reload:	IDPA approved	Min. Rounds:	12
Start:	Sitting in chair with hand on thighs (firearm loaded (in IDPA box) on table in front of you. Extra ammo must also be on the table.				
At Signal:	At the signal engage T1 – T4 with 3 shots each in Tac-Sequence Shooter must remain seated while shooting.				
**Notes:					