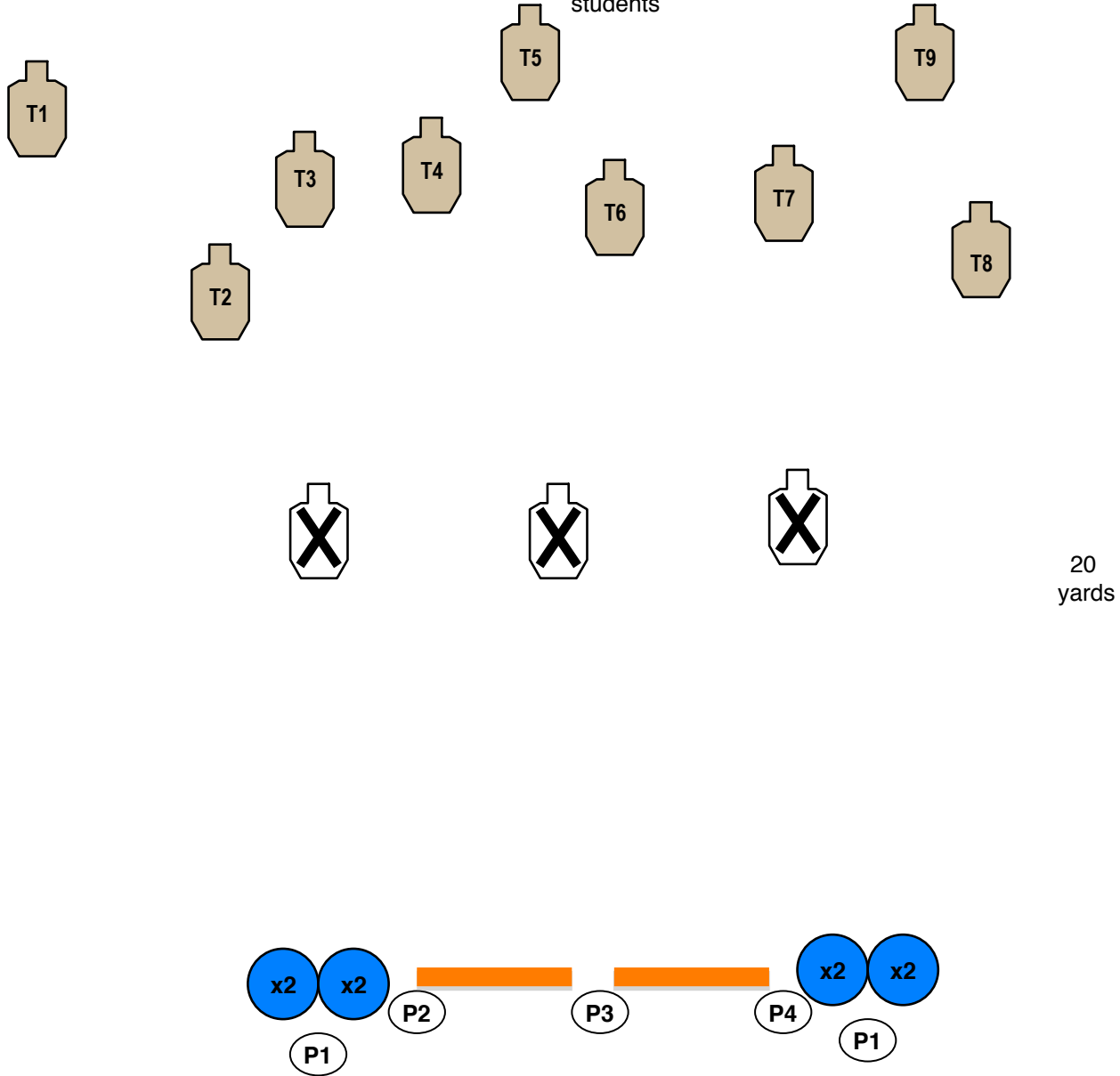




Tri-County Sportsman's League IDPA Scenario  
Mob Attack

Stage #01  
Apr 26, 2014  
BAY 1

Dangerous and deranged mobs have infiltrated the school grounds.  
You are stuck behind the fence. Neutralize the them without hitting the students



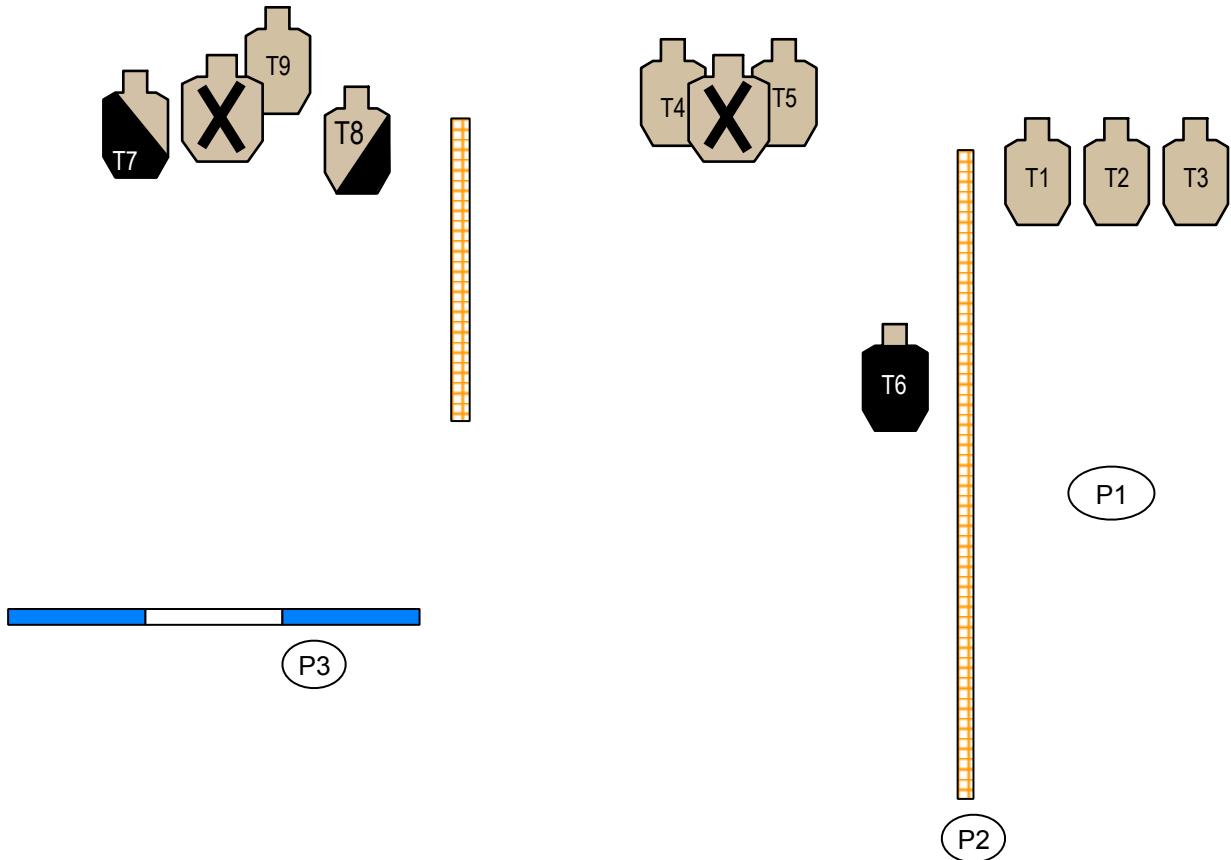
<b>Concealment:</b>	Yes	<b>Pistol:</b>	Holstered	<b>Scoring:</b>	Vickers
<b>Style:</b>	Freestyle	<b>Reload:</b>	IDPA approved	<b>Min. Rounds:</b>	18
<b>Start:</b>	Standing at either P1 (between barrels) – shooter's choice.				
<b>At Signal:</b>	Move from P1 to P2, P3, or P4 and engage all targets in tactical priority..				
<b>**Notes:</b>	All visible targets must be engaged before moving to the next port. 180 degree Muzzle Safe Plane rule in effect.				



Tri-County Sportsman's League IDPA Scenario  
 April 2014  
 "Alley Ambush"

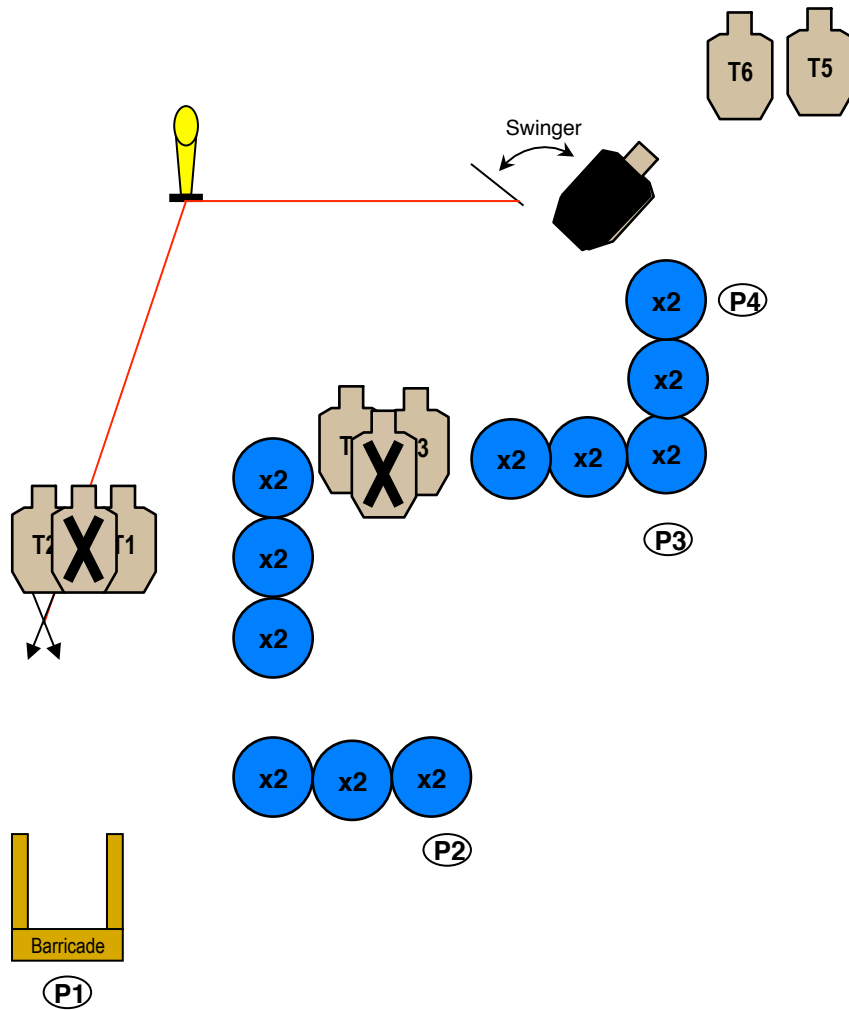
Stage #2  
 Apr 26, 2014  
 BAY 2

Walking down an alley in Ann Arbor you are confronted by eco-terrorists. Dispatch the gang and clear their hideout



Concealment:	Required	Pistol:	Holstered and loaded to division capacity	Scoring:	Vickers
Style:	Freestyle	Reload:	IDPA Approved	Min. Rounds:	18
Start:	Standing at P1, hands at side, pistol holstered and loaded to division capacity				
At Signal:	While retreating to P2, engage T1 –T3 with 2 shots each in tactical sequence. At P2, engage T4 – T6 with 2 shots each in tactical priority Advance to P3 and engage T7 – T9 with two shots each, tactical priority				
**Notes:	180 degree Muzzle Safe Plane rule in effect.				

*Bad guys are attacking you in the back allies..*



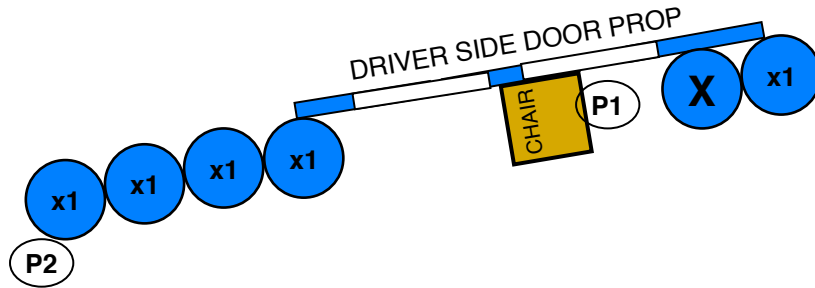
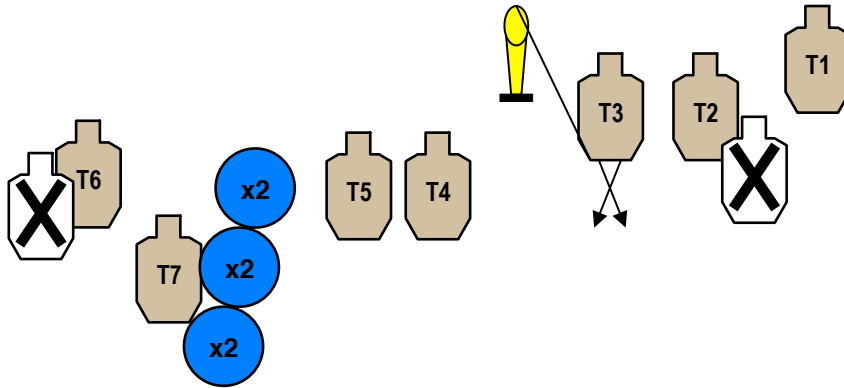
<b>Concealment:</b>	Yes	<b>Pistol:</b>	Holstered	<b>Scoring:</b>	Vickers
<b>Style:</b>	Freestyle	<b>Reload:</b>	IDPA approved	<b>Min. Rounds:</b>	15
<b>Start:</b>	Standing at P1, arms hanging naturally at sides				
<b>At Signal:</b>	From P1, engage popper and T1-T2 with (2) rounds each using cover. Move to P2 and engage T3-T4 with (2) rounds each using cover. From P3 and P4, engage T5-T7 with (2) rounds each using cover.				
<b>**Notes:</b>					



# Tri-County Sportsman's League IDPA Scenario Traffic Accident

Stage #4  
Apr 26, 2014  
BAY 4

*Driving your truck home from work when you are involved in a minor traffic accident.  
When you stop, you are attacked by a gang of thugs.*



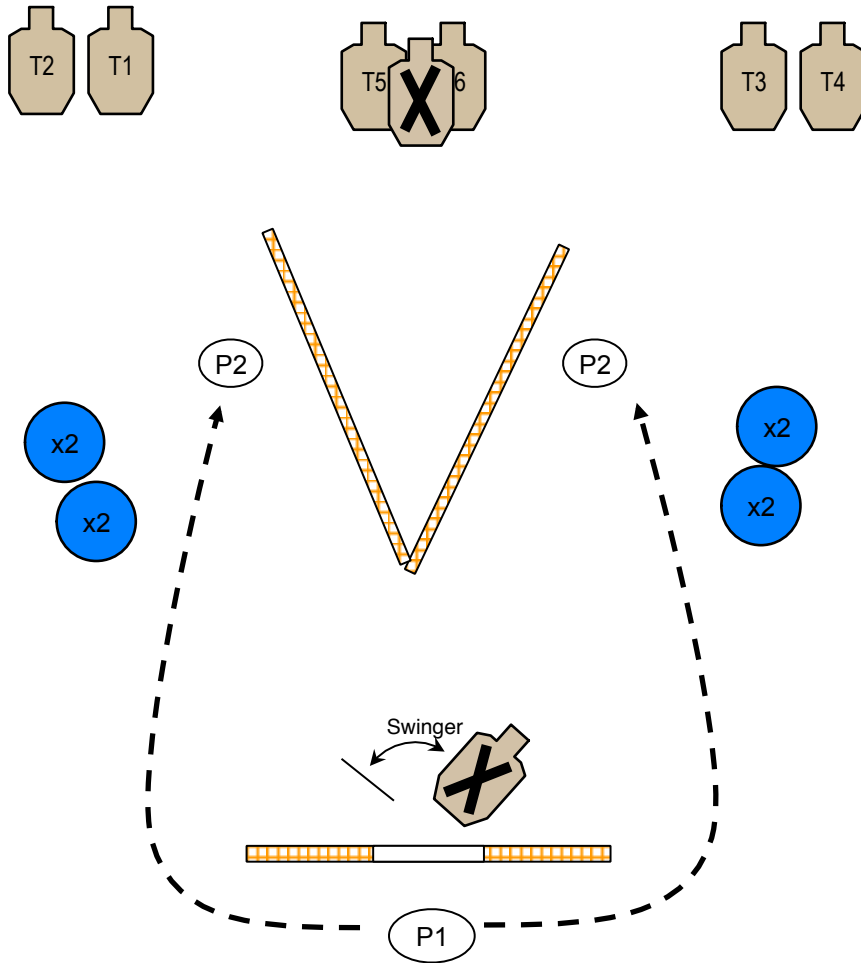
<b>Concealment:</b>	Optional	<b>Pistol:</b>	Loaded on X mark, muzzle down range	<b>Scoring:</b>	Vickers
<b>Style:</b>	Freestyle	<b>Reload:</b>	IDPA Approved	<b>Min. Rounds:</b>	15
<b>Start:</b>	In driver's seat (seated in chair, back against the chair)				
<b>At Signal:</b>	While seated at P1, engage T1 through T5 with 2 shots each and popper until down, in any order. Move out to the back of the truck (P2) and engage T6 & T7 with 2 shots each, using low cover.				
<b>**Notes:</b>	The 180 degree muzzle rule is in effect. Be extra careful when exiting the driver's seat to avoid violating the muzzle180 rule.				



Stage #05  
4/26/14  
Bay 5

Tri-County Sportsman's League IDPA Scenario  
April 2014  
"Rainy Day"

You are looking through the backyard window when you spot 4 crooks. You must alert an employee of yours that is out there.



Concealment:	Yes	Pistol:	Loaded and holstered	Scoring:	Vickers
Style:	Freestyle	Reload:	IDPA Approved	Min. Rounds:	12
Start:	Standing at P1 hands at side with rope in strong hand				
At Signal:	Pull rope to activate swinger, then draw and engage T1-T4 with 2 rounds each while standing in middle of window in TACTICAL SEQUENCE. Move to P2 and engage T5-T6 in TACTICAL PRIORITY USING COVER.				
**Notes:	180 degree muzzle safe plane rule in effect				